

QUALITY INSTITUTIONS : TRAINING FOR THE HEADS OF SECONDARY SCHOOLS

Programme Coordinator

Dr P Veerappan



REGIONAL INSTITUTE OF EDUCATION
[National Council of Educational Research and Training, New Delhi]

MYSORE 570 006

March 2006

CONTENT

Introduction

Background

Planning

Implementation

Feedback Data and Interpretation

Usefulness of Inputs

Reading Material

Presentation

Reception

Participation

Group Activity

Usefulness of Program

Comments

Profile of Headmasters

Annexure

Panelists

DIET facilitators

A two-days Programme Report

Participating Schools

Photographs of the Sessions at various centers

Newspaper Clippings

INTRODUCTION

Background

Education is considered the asset of humanity, which can be transferred to the next generation, without any loss. Schools are established with the objective of shaping the students holistically, so that they can face life in all its entity. As Gandhiji said, if we are opening a school, we are closing down two prisons in that area. Both the scholastic and the non-scholastic activities of the school facilitate the students to learn so many things in life.

‘Quality Education’ has assumed more significance with the introduction of the Sarva Siksha Abhiyan (SSA). Many training programmes are designed and organized to the Headmasters as well as teachers in order to enhance the achievement level of the students and the classroom transaction skills.

Teleconferencing Training through EDUSAT proves an innovative step in conducting a training programme. It is now possible to get information and opinion from hundreds of the participants and experts across the state, by sitting before the computer, thanks to the revolution, in the Information Technology industry. The participants can give their opinion or feedback, field questions to the organizers and get explanation from the experts on the panel and also know the response or opinion of their counterparts in other districts as well.

The success of the education system and the functioning of a school are mostly based on the role of the Headmaster. He/She is the kingpin of the school, spearheading changes, success and positive attitude. Hence, the Regional Institute of Education (NCERT), Mysore, thought it fit to organize a two-day training programme for the Headmasters of secondary schools in Tamil Nadu on ‘Quality Institutions’. This would be the first ever-online training program for the Headmasters in the State.

The following faculty formed the Program Team.

1. Dr.P.Veerappan, Coordinator
2. Dr.B.Phalachandra
3. Dr.V.D.Bhat

The team planned the whole programme in two phases. In the first phase, a committee constituting the following was formed to discuss and design the programme especially the content to be transacted with Headmasters.

1. Dr.Venkataiah, Professor of Education (Retd), University of Mysore, Mysore.
2. Dr K Dorasami, Professor of Education.
3. Dr.M.S.Lalitha, Professor of Education, University of Mysore, Mysore.
4. Dr.O.Nellaiappan, Professor of Education, Annamalai University.
5. Dr.P.Veerappan, Reader, RIE, Mysore.
6. Mr.J.Inbaraj, Assistant Professor, DTERT, Chennai.

This Committee discussed at length running to three/four sittings and decided the transaction modules. The work of putting the discussed ideas into words was entrusted to the following :

1. Dr O Nellaiappan
2. Dr M S Lalitha
3. Dr V S Kannan
4. Dr Madhava Rao, Professor of Education (Retd), University of Mysore.

The following topics/ areas were identified to be discussed in the training program.

1. Instructional facilities and environment.
2. Curriculum and Teaching Learning Material
3. Classroom practices and processes.
4. Enhancing school quality through community involvement and teacher participation.

The above four areas broadly cover all the aspects of a school and would help to enhance its quality. The quality of a school is based on academic merits as well as other aspects. This the NCF 2006 says : There is a need to engage with questions of designing learning experiences for older children that help them understand concepts and create and 'own' the knowledge that they learn. We are now seeing a small shift away from the focus on 'factual knowledge' but teacher preparation, planning of classroom practices, textbook preparation and evaluation need to support this shift more decisively. Since the

headmaster is both the academic and administrative head of a school, he is always in the limelight. If the headmasters take the initiative to bring about quality in all activities of the school, they can succeed in their mission. This training program would guide them to do so.

The two-day training program for the Headmasters of High Schools in Tamil Nadu was scheduled on 24.2.2006 and 25.2.2006. It was proposed to hold the training program on Saturday and Sunday in order that the program would not come in the way of discharging their academic as well as administrative responsibilities.

The program was designed from 9.30 am to 5.15 pm on each day. The program was telecast from EMRC Studio of Anna University, Chennai. These were 'On Air' and 'Off Air' sessions. In the former, the panel experts gave lectures on the allotted topics; elicited questions from the participants; answered their questions and doubts; interacted with the participants. In the latter, the participants were involved in group discussion in their respective centers and formed their opinions or questions. The topic would be given to them and they should complete their deliberations within the stipulated time.

The modules for the training programme were ready and would be distributed to the participants before the program started. It was proposed to offer this Training Program for 1050 Headmasters of High Schools (35 Headmasters × 30 districts) in Tamil Nadu.

During the training program, the Headmasters would discuss the given topic among themselves and would interact with the panel of ex 30 districts) in Tamil Nadu.

During the training program, the Headmasters would discuss the given topic among themselves and would interact with the panel of experts from the studio. All the topics of the module would be transacted during the two day training program.

Since the Headmasters form the backbone of the school, their presence and activities would help to bring about quality in their schools. This training program would positively help them to bring about desirable changes and quality in their schools and achieve their goals.

Planning

Once the Regional Institute of Education (NCERT), Mysore decided to hold a 2-day training program for the Heads of Secondary Schools in Tamil Nadu.

The Programme Committee held discussions on the modalities of the 2-day training program. It was decided to approach the Director of School Education, Government of Tamil Nadu for conducting the program for headmasters. It was also planned to seek the help of the Director of Teacher Education, Research and Training, Government of Tamil Nadu so that all the DIETs be ready with the faculty on the selected day. The Programme Coordinator visited the concerned State Government offices and discussed.

A one-day training programme was planned for the DIET faculty before the actual training program in the DIETs. The modalities of conducting the 2-day EDUSAT and what they are expected to do during On Air and Off Air sessions were discussed with the facilitators. The Modules were supplied to the DIET faculty so that they would issue the same to the Headmasters on the training day. The participants were briefed on various aspects of the training program. Mr.Sathi, Assistant Professor, DTERT, Chennai acted as the local coordinator.

A two-day training program was planned for the panelists. They would discuss the topics to be transacted during the training programme. They would also prepare the necessary material needed to be used in the training programme. The strategies to be followed in the interaction session also would be decided in the meeting.

The panelists and the programmes team members will visit the EMRC Studio, Anna University, Chennai, which would beam the 2-day EDUSAT program. The On Air and Off Air time schedule was prepared and the activities were designed accordingly.

Implementation

The Regional Institute of Education (NCERT) along with DTERT, Chennai planned to give a two-day training program on 'Quality Institutions' to Headmasters of High Schools in Tamil Nadu. As a part of it, a one-day training program was held in Chennai for the DIET faculty on 23.2.2006. One senior lecturer or lecturer from each of the 30 DIETs attended the training program. They would act as facilitators in their respective DIETs during the two day training program. They were instructed on the modalities of conducting the two-

day training program through EDUSAT on interactive mode. They were further instructed on what to do during the On Air and the Off Air sessions. Dr.P.Veerappan and Dr.B.Phalachandra were the resource persons of the programme.

DSE through the Chief Educational officers deputed 35 headmasters of high schools of each District for the training program. The training room at DIETs was made ready with adequate furniture and other necessary materials. As soon as the Headmasters arrived, the formalities of registration was completed and they were issued the modules. This was done so that the Headmaster could have a quick glance of the content of the module and get ready for discussion as well as interaction with the panel of experts in the following sessions. The Headmasters profile were collected from them. The facilitator briefed the headmasters on the modalities of the training program. They were instructed on what to do during the On Air and Off Air Sessions.

On the two days, the sessions were designed as follows :

	I day	II day	Total
Inauguration	1	-	1
Presentation	2	2	4
Group Work	2	2	4
Interaction	2	2	4
Consolidation	1	1	2
Feedback	1	1	2
Concluding Session		1	1
Total	9	9	18

During the 'On Air' sessions, the participants listened to the lectures of the experts on the screen; they asked their questions and doubts; they got clarifications from the panel of experts; they interacted with the experts, they shared their experience and success story with the experts as well as their counterparts throughout the State.

During the Off Air sessions, they seriously and earnestly discussed the given topics, in group activity. They formed their opinions/ conclusions/ questions from the discussion.

Both the interaction with the experts and the discussion among themselves were healthy, fruitful and participatory. Each of the Headmasters present contributed at least one point during the discussion. Their age and experience stood them in a good way in during their views and experience and fielding questions. In their first ever

Teleconference/ Videoconference Training Program, they were seen talking freely before the camera with the experts on the panel. They felt at home during the EDUSAT training program.

The Director of Teacher Education, Research and Training and the Director of School Education jointly inaugurated the training program and addressed the participants. The two-day program was very successful and fruitful and was highly informative.

Many of the topics/ areas, vital to the quality of a school were discussed and many new theories/ concepts formed. Many ways of bringing about quality were discussed. The expertise of many experts were made available to the participants.

All the Headmasters were happy to attend this training programme, despite it being held on Saturday and Sunday. It was their first ever training program on interactive mode. Apart from interacting with the experts from Chennai, they were able to listen to the views and opinions of their counterparts across the State. Both on Air and Off Air sessions were useful and informative. It was an innovative step, taken by the Regional Institute of Education (NCERT), Mysore in conducting the training in collaboration with DTERT, Chennai. All the Headmasters were happy over the 2-day training program as they stood benefited.

At the end of the 2-day program, the feedback forms were collected from the Headmasters.

FEEDBACK AND INTERPRETATION

In general, feedback is information that is given to the learner about his or performance of a learning task, usually with the objective of improving this programme. Feedback has two distinguishable components: assessment and correction. Here the team felt that a feedback from the participants of the programme may be useful in assessing the programme and if necessary for corrections in the programme. So, a feedback questionnaire was prepared including the aspects like usefulness of inputs, reading material, presentation, reception, participation, group activity, usefulness of the program, comments and the profile of the participating Headmasters was also collected. From all the 30 districts of Tamil Nadu 1050 HMs of secondary schools were deputed to attend the programme by the Director of School Education. Among them only 843 participated in the program. The feedback given by them is analysed for assessment and correction of the programme.

Usefulness of Inputs

The first ever question on the Questionnaire was 'Usefulness of Inputs'. It was subdivided into 5 units. The 5 units together give the overall impression of the whole training program. Each of the five topics have three columns for opinion – very useful, useful and not useful.

The given five topics are

- a) Reading material
- b) TV presentation and Demonstration
- c) Panel Discussion
- d) Question Answers
- e) Group activity

The remaining 22 questions in the Questionnaire spread over these five topics in various numbers measuring various aspects of the training programme.

a) Reading Material

Out of 843 participants in all over the Tamil Nadu state, 55.39% of the Head teachers responded the given Reading materials was very useful and 44.25% of them responded, the material was useful. Only

negligible number of participants (0.36%) responded, it was not useful. So we conclude from this study that the given reading material was very useful to the Headmasters and effective.

b) *TV Presentation and Demonstration*

48.99% of the participants told that the TV presentation of the subject and demonstration by the panelist was very useful and 50.18% of the Head Teachers suggested that it was useful. Only 0.83% of the participants told that it was not useful. From this study, it is concluded that the presentation and demonstration of the given matter through interactive mode is useful and beneficial.

c) *Panel Discussion*

Only 45.67% of the Headmasters suggested that the panel discussion was very useful and 53.86% of the responders told that it was useful. The minimum negligible number of participants (0.47%) suggested that it was not useful. From this study, we inferred that the panel discussion on quality institutions training for the Head of secondary schools is effective.

d) *Question and Answer*

41.04% of the participants suggested that the question and answer session was very useful and 57.77% of them told that it is useful. Negligible 1.19% of participants said that it is not useful. From this study we concluded that the interaction session between panelist and participants was useful one.

e) *Group activity*

45.43% of the Head teachers responded that the Group Activity was very useful and 53.14% of them suggested that it was useful and only 1.43% of the participants suggested that it was not useful. From this, we concluded that the Group Activity of the programme is effective.

- subjects like English, Science, Maths
- TLM preparation and usage
- Quality Development
- Hardspots in all subjects

This positive trend shows that this teleconferencing program can be extended to multifaceted areas.

Q.No.22

USEFULNESS OF THE PROGRAMME-QUESTION NO 15&19

S.No	NAME	Q:15			Q:19			TOTAL STRENGTH
		Agree	Undecided	Disagree	Agree	Undecided	Disagree	
1	CHENNAI	17	2	0	19	0	0	19
2	TIRUVALLUR	27	1	0	28	0	0	28
3	KANCHEEPURAM	30	1	4	26	2	7	35
4	VELLORE	30	1	0	28	1	2	31
5	TIRUVANAMALLAI	35	0	0	35	0	0	35
6	KRISHNAGIRI	20	4	0	20	2	2	24
7	SALEM	19	2	0	20	0	1	21
8	NAMAKKAL	32	1	0	30	1	2	33
9	CUDDALORE	30	4	0	31	2	1	34
10	THENI	33	0	0	33	0	0	33
11	ERODE	25	4	0	25	4	0	29
12	COIMBATORE	32	0	0	32	0	0	32
13	THE NILGRIS	24	0	0	22	1	1	24
14	TIRUCHIRAPALLI	20	1	3	20	1	3	24
15	THANJAVUR	27	2	0	28	1	0	29
16	THIRUVARUR	32	1	0	33	0	0	33
17	NAGAPATTINAM	32	2	1	33	1	1	35
18	PUDUKKOTAI	23	8	0	28	2	1	31
19	VIRUDUNAGAR	28	5	0	31	2	0	33
20	RAMANATHAPURAM	23	1	0	24	0	0	24
21	THIRUNELVELI	21	1	0	21	0	1	22
22	MADURAI	29	0	1	28	2	0	30
23	DINDUGAL	32	1	0	32	1	0	33
24	KARUR	28	2	1	28	2	1	31
25	PERAMBALUR	33	0	1	33	1	0	34
26	THOOTHUKUDI	18	1	0	18	1	0	19
27	KANYAKUMARI	28	2	0	28	2	0	30
28	SIVAGANGAI	29	2	0	31	0	0	31
29	DHARMAPURI	22	4	0	21	2	3	26
	TOTAL	779	53	11	786	31	26	843
	PERCENTAGE	92	6	1	93	3	3	

Usefulness of Program

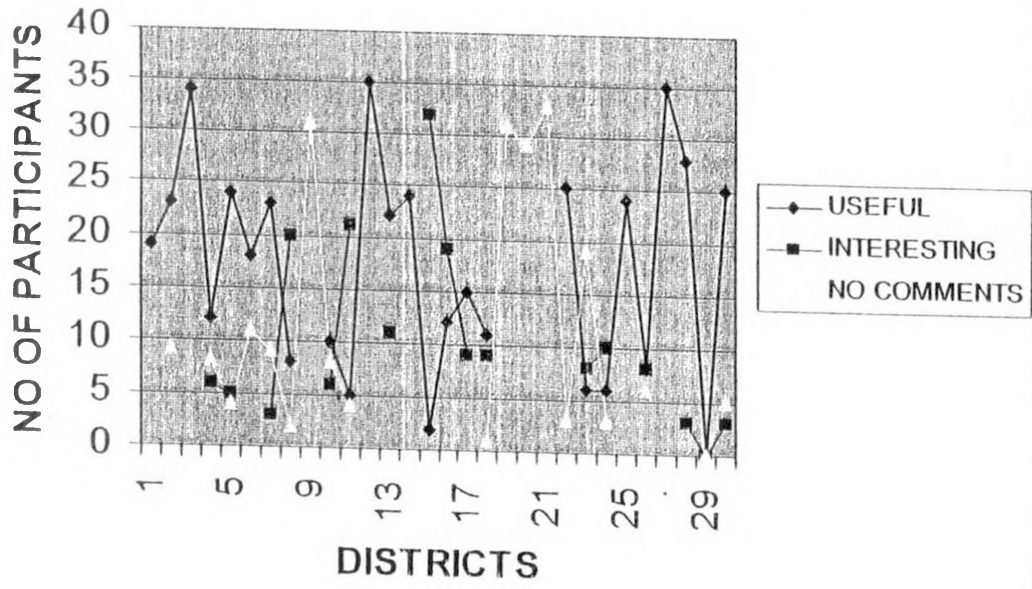
All the questions 15, 19, 22 were focused on usefulness of program. Two were close-ended and the last one was an open-ended one.

Q.15: The information got from this program was very useful and participatory. The options for answers were agree, undecided and disagree. This question gives information related to usefulness of program through Teleconferencing. The total number of participants is 843 in Tamil Nadu. All the districts were covered with SIT functioning at DIET in each district. 92% of the participants agreed that information got from this program was very useful and participatory. 6% of the participants were not able to decide whether the program was useful or not. 1% of participants disagreed that the program was not useful. This study proved that there is a positive trend towards this teleconferencing program and the program can be thus termed as Very Useful and participatory.

Q.No.19: Every teacher should be given training similar to the one given to us. Each had three options. A) Agree, b) Undecided, c) Disagreed. This question brings out information about the usefulness of Teleconferencing program. 93% of the participants *agree* that teleconferencing program should be given to every teacher similar to this in 2-way audio 2-way video method. 3% are undecided about this program whether to give it to others or not. We could categorize this to non-committance of participants to any suggestion. 3% of participants do not want this program to be given to other teachers. We could as well conclude that there is a positive trend in this aspect and therefore conclude that this training could be given to other teachers similar to this.

Q.No.22: Is there any other areas (topics) which needs to be transacted through teleconferencing? This question is an open-ended question asking the participants for comments that gave a various array of suggestions. 16% of the participants did not feel for any need for transaction in other areas. 3% did not give any comments. The remaining 81% suggested various topics which varied from classes to students to management and administration. Few areas that were suggested repeatedly by many participants were

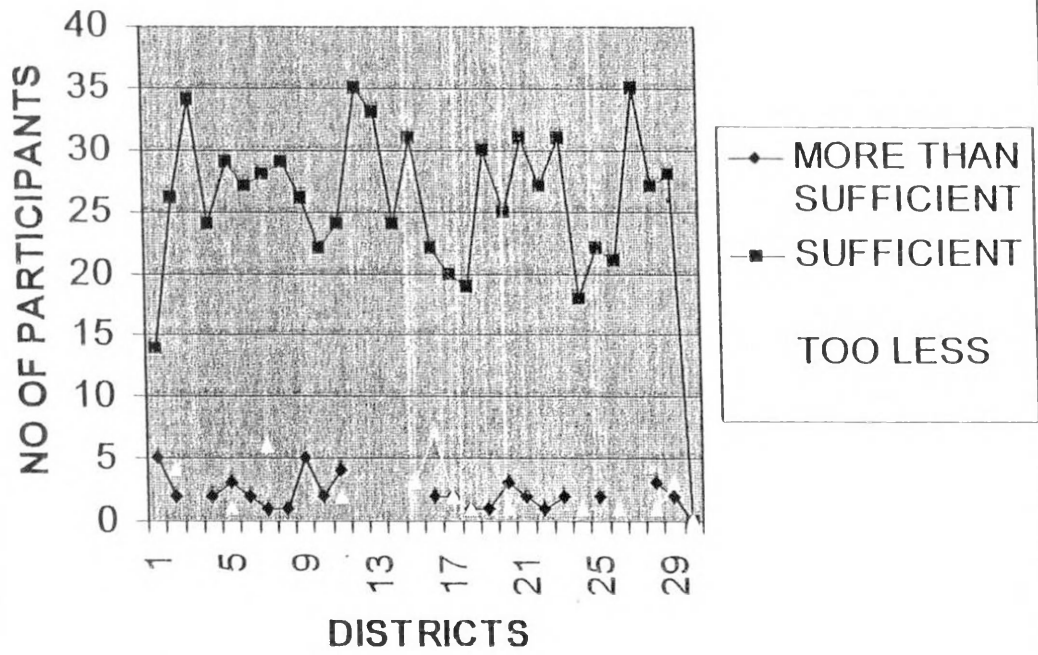
FACILITATOR INITIATED ACTIVITY



**QUALITY INSTITUTION -FEEDBACK CONSOLIDATION -VI GROUP
ACTIVITY (14,23)-23**

SI No	DISTRICT	USEFUL	INTERESTING	NO COMMENTS	TOTAL NO OF PARTICIPANTS
1	CHENNAI	19			19
2	COIMBATORE	23		9	32
3	CUDDALORE	34			34
4	DHARMAPURI	12	6	8	26
5	DINDUKKAL	24	5	4	33
6	ERODE	18		11	29
7	KANCHEEPURAM	23	3	9	35
8	KANYAKUMARI	8	20	2	30
9	KARUR			31	31
10	KRISHNAGIRI	10	6	8	24
11	MADURAI	5	21	4	30
12	NAGAPPATINAM	35			35
13	NAMAKKAL	22	11		33
14	NILGIRIS	24			24
15	PERAMBALUR	2	32		34
16	PUDUKKOTAI	12	19		31
17	RAMANATHAPURAM	15	9		24
18	SALEM	11	9	1	21
19	SIVAGANGA			31	31
20	THANJAVUR			29	29
21	THENI			33	33
22	THIRUVALLORE	25		3	28
23	THIRUVARUR	6	8	19	33
24	THOOTHUKUDI	6	10	3	19
25	TIRUCHIRAPALLI	24			24
26	TIRUNELVELI	8	8	6	22
27	TIRUVANNAMALAI	35			35
28	VELLORE	28	3		31
29	VILLUPURAM	0	0	0	0
30	VIRUDHUNAGAR	25	3	5	33
	TOTAL	429	170	211	843

TIME ALLOTTED FOR GROUP ACTIVITY



**QUALITY INSTITUTION-CONSOLIDATION-FEED BACK-VI-GROUP
ACTIVITY(14,23)-14**

Sl No	DISTRICT	MORE THAN SUFFICIENT	SUFFICIENT	TOO LESS	TOTAL
1	CHENNAI	5	14		19
2	COIMBATORE	2	26	4	32
3	CUDDALORE		34		34
4	DHARMAPURI	2	24		26
5	DINDUKKAL	3	29	1	33
6	ERODE	2	27		29
7	KANCHEEPURAM	1	28	6	35
8	KANYAKUMARI	1	29		30
9	KARUR	5	26		31
10	KRISHNAGIRI	2	22		24
11	MADURAI	4	24	2	30
12	NAGAPPATINAM		35		35
13	NAMAKKAL		33		33
14	NILGIRIS		24		24
15	PERAMBALUR		31	3	34
16	PUDUKKOTAI	2	22	7	31
17	RAMANATHAPURAM	2	20	2	24
18	SALEM	1	19	1	21
19	SIVAGANGA	1	30		31
20	THANJAVUR	3	25	1	29
21	THENI	2	31		33
22	THIRUVELLORE	1	27		28
23	THIRUVARUR	2	31		33
24	THOOTHUKUDI		18	1	19
25	TIRUCHIRAPALLI	2	22		24
26	TIRUNELVELI		21	1	22
27	TIRUVANNAMALAI		35		35
28	VELLORE	3	27	1	31
29	VIRUDHUNAGAR	2	28	3	33
30	VILLUPURAM	0	0	0	0
	TOTAL	48	762	33	843

Group Activity (14, 23)

Group Activities have been included as a major part in video conferencing programme – Quality Institutions Training for the Heads of secondary Schools in order to initiate the two-way interaction among each participant.

The purpose of Group Activities prescribed has been served to a greater extent as per the analysis and interpretations of the participants' response sheets. For example, the following group activities have been conducted with the help of the facilitators.

1. The Individual differences among teachers in choosing how they interpret and implement curricular guidelines and instructional strategies within the classroom were ideal. The learning styles among students and the use of teaching learning strategies and materials were identified. The individual responses in respect of S.No.14 and Sl.No.23 in the Feedback Opinionnaire have been consolidated, analysed and interpretations made in respect of Districtwise consolidation and finally state level consolidation wherein it was learnt that it is felt that the time allotted for group activity is sufficient, also more than sufficient by certain districts. The participants (Headmasters) gave their opinion about Facilitator initiated activities in which it is learnt that the activities were found to be Very Useful, interesting and fruitful. These opinions were authenticated by the consolidation, analysis and interpretations of the feedback questionnaire responses.

From this study, it is inferred that the group activities were very much useful and come to a conclusion that the participated HMs opined that the group activities were quite interesting.

Quality Institutions Training – Participation

Sl. No.	District	Question No.12						Question No.13			
		a	b	c	d	e	Total	a	b	c	Total
1.	Chennai	9	4	5	1	0	19	3	15	1	19
2.	Coimbatore	4	13	15	0	0	32	0	28	4	32
3.	Cuddalore	3	12	15	4	0	34	0	32	2	34
4.	Dharmapuri	0	13	6	5	2	26	2	21	3	26
5.	Dindigul	2	16	9	4	2	33	1	29	3	33
6.	Erode	2	23	4	0	0	29	0	28	1	29
7.	Kanchipuram	4	6	18	6	1	35	1	30	4	35
8.	Kanyakumari	5	6	17	2	0	30	1	25	4	30
9.	Karur	10	11	8	2	0	31	1	27	3	31
10.	Krishnagiri	0	12	5	5	2	24	2	20	2	24
11.	Madurai	3	11	15	0	1	30	2	25	3	30
12.	Nagapattinam	3	12	14	6	0	35	1	23	11	35
13.	Namakkal	5	4	21	3	0	33	0	30	3	33
14.	Nilgiris	1	11	12	0	0	24	0	24	0	24
15.	Perampalur	8	8	12	6	0	34	0	32	2	34
16.	Pudukottai	3	10	13	5	0	31	0	22	9	31
17.	Ramanathapuram	1	10	10	3	0	24	0	22	2	24
18.	Salem	4	8	9	0	0	21	0	14	7	21
19.	Sivagangai	5	3	9	9	5	31	1	27	3	31
20.	Tanjore	3	12	12	2	0	29	3	19	7	29
21.	Theni	6	9	9	6	3	33	0	28	5	33
22.	Thirunelveli	1	9	9	3	0	22	1	15	6	22
23.	Thiruvallure	3	6	16	0	3	28	0	26	2	28
24.	Thiruvannamalai	5	11	15	3	1	35	1	30	4	35
25.	Thiruvarur	3	9	19	1	1	33	1	29	3	33
26.	Trichy	9	6	8	1	0	24	0	22	2	24
27.	Tuticorin	2	9	6	2	0	19	0	16	3	19
28.	Vellore	2	17	8	3	1	31	2	25	4	31
29.	Villupuram										
30.	Viruthunagar	7	10	10	2	4	33	0	20	13	33
	Total	113	291	329	84	26	843	23	704	116	843

Participation

a) Item No.12 : Question answer Session

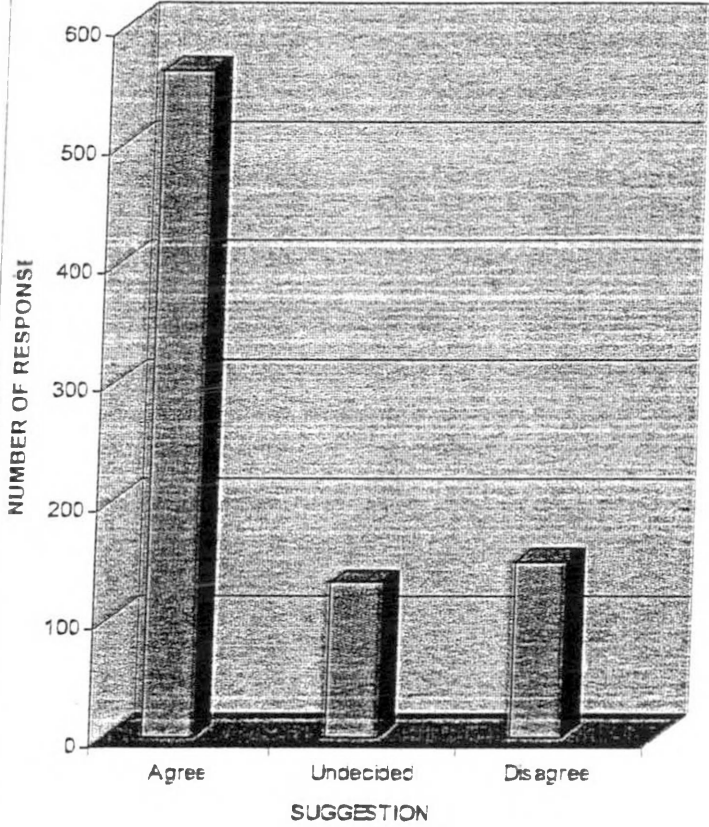
The opinion about the question asked by the participants in the question – answer session, we came to know that the questions asked by the participants were almost relevant to the themes told by the 73.5% of the Headmasters in the data analysis and only 13.5% of the participants told that all the questions were relevant to the themes.

9.9% of the heads gave their opinion as that the more questions were irrelevant to themes and 3% of the participants told that questions in the sessions were irrelevant to themes.

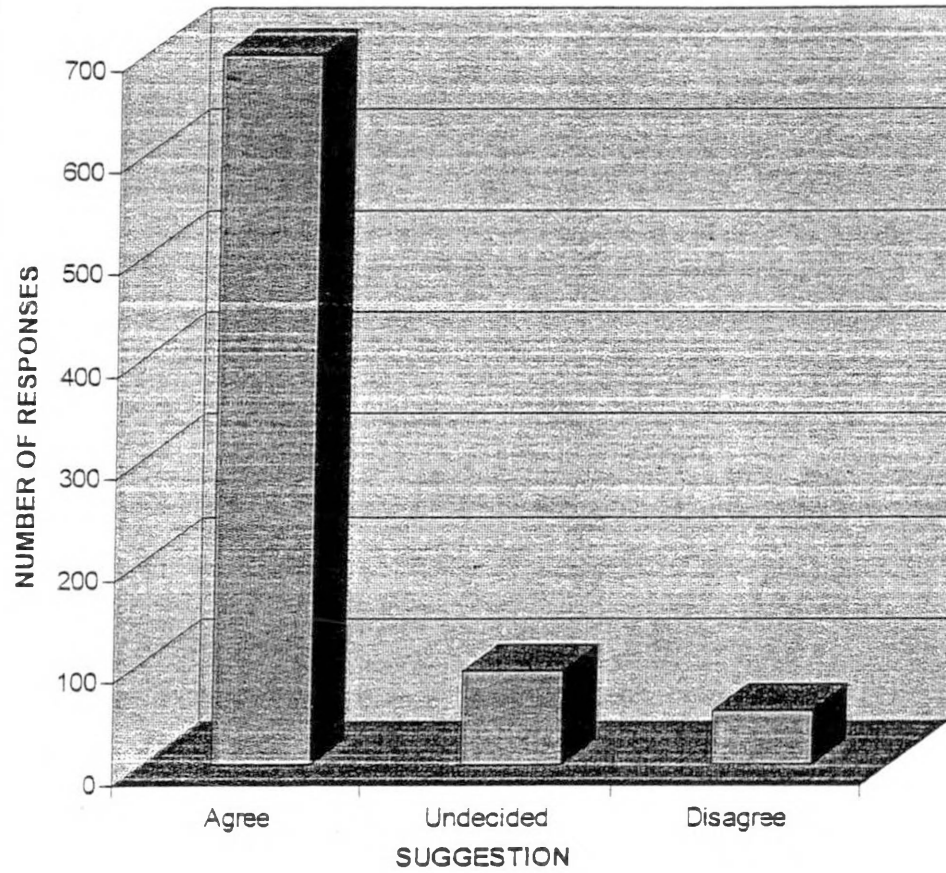
b) Item No.13 : Time allotted for Question-Answer Session

From the table analysis we concluded that more than 84% of the Headmasters told that time allotted for question-answer session was sufficient. Only 14% of the participants told that the time allotted was too less and nearly 2% of the participants told that the time allotted was more than adequate.

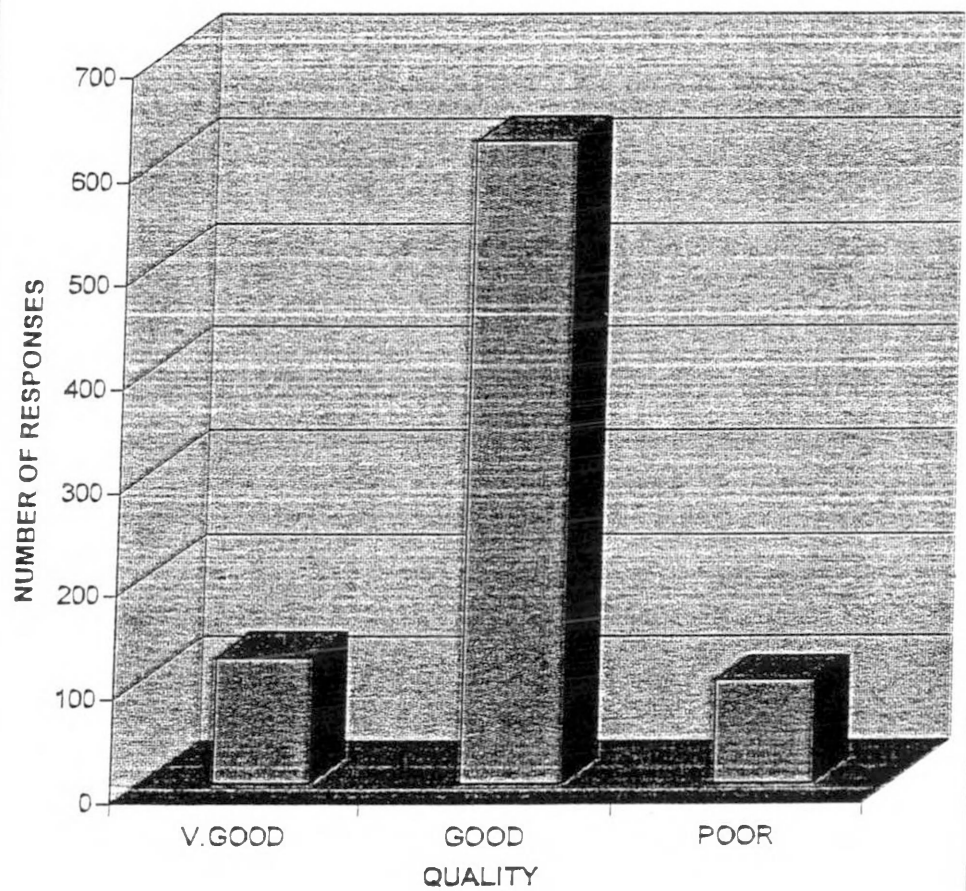
SOUND CLEARNESS



QUALITY OF THE TV PROGRAMME



QUALITY OF THE PICTURE AND SOUND



Group -IV - Reception

S.No.	DISTRICT	Quality of Picture and Sound			Quality of TV Program			Sound Clearness			SAMPLE
		V.Good	Good	Poor	Agree	Undecided	Disagree	Agree	Undecided	Disagree	
20	Tanjore	7	20	2	27	2	0	25	4	0	29
		24.13793103	68.96551724	6.896551724	93.10344828	6.896551724	0	86.20689655	13.79310345	0	
21	Theni	1	30	2	31	0	2	31	1	1	33
		3.03030303	90.90909091	6.060606061	93.93939394	0	6.060606061	93.93939394	3.03030303	3.03030303	
22	Thirunelveli	4	17	1	21	0	1	17	2	3	22
		18.18181818	77.27272727	4.545454545	95.45454545	0	4.545454545	77.27272727	9.090909091	13.63636364	
23	Thiruvallure	4	24	0	24	4	0	23	4	1	28
		14.2857142857	85.71428571	0	85.71428571	14.28571429	0	82.14285714	14.28571429	3.571428571	
24	Thiruvannamalai	3	28	4	33	2	0	21	6	8	35
		8.571428571	80	11.42857143	94.28571429	5.714285714	0	60	17.14285714	22.85714286	
25	Thiruvarur	9	22	2	32	1	0	31	1	1	33
		27.27272727	66.66666667	6.060606061	96.96969697	3.03030303	0	93.93939394	3.03030303	3.03030303	
26	Trichy	0	14	10	18	3	3	8	2	14	24
		0	58.33333333	41.66666667	75	12.5	12.5	33.33333333	8.33333333	58.33333333	
27	Tuticorin	4	13	2	16	1	2	10	1	8	19
		21.05263158	68.42105263	10.52631579	84.21052632	5.263157895	10.52631579	52.63157895	5.263157895	42.10526316	
28	Vellore	3	27	1	26	2	3	29	1	1	31
		9.677419355	87.09677419	3.225806452	83.87096774	6.451612903	9.677419355	93.5483871	3.225806452	3.225806452	
29	Viruthunagar	2	29	2	30	1	2	29	1	3	33
		6.060606061	87.87878788	6.060606061	90.90909091	3.03030303	6.060606061	87.87878788	3.03030303	9.090909091	

9Karur	7	24	0	29	2	0	23	6	2	31
	22.58064516	77.41935484	0	93.5483871	6.451612903	0	74.19354839	19.35483871	16.451612903	
10Krishnagiri	0	16	8	17	5	2	9	7	8	24
	0	66.66666667	33.33333333	70.83333333	20.83333333	8.33333333	37.5	29.16666667	33.33333333	
11Madurai	4	25	1	27	2	1	22	7	1	30
	13.33333333	83.33333333	3.33333333	90	6.66666667	3.33333333	73.33333333	23.33333333	3.33333333	
12Nagapattinam	0	24	11	23	7	5	16	3	16	35
	0	68.57142857	31.42857143	65.71428571	20	14.28571429	45.71428571	18.57142857	145.71428571	
13Namakkal	4	29	0	20	10	3	20	5	8	33
	12.12121212	87.87878788	0	60.60606061	30.3030303	9.09090909	160.60606061	15.15151515	24.24242424	
14Nilgiris	1	7	16	14	6	4	3	3	18	24
	4.16666667	29.16666667	66.66666667	58.33333333	25	16.66666667	12.5	12.5	75	
15Perampalur	0	34	0	31	2	1	26	4	4	34
	0	100	0	91.17647059	5.88235294	12.94117647	176.47058824	11.76470588	11.76470588	
16Pudukkottai	1	26	4	25	6	0	22	6	3	31
	3.22580645	283.87096774	12.90322581	80.64516129	19.35483871	0	70.96774194	19.35483871	19.677419355	
17Ramanathapuram	8	16	0	23	1	0	23	1	0	24
	33.33333333	66.66666667	0	95.83333333	4.166666667	0	95.83333333	4.166666667	0	
18Salem	7	14	0	21	0	0	16	2	3	21
	33.33333333	66.66666667	0	100	0	0	76.19047619	9.523809524	14.28571429	
19Sivagangai	5	26	0	29	2	0	20	10	1	31

26	Trichy	0	14	10	18	3	3	8	2	14	24
27	Tuticorin	4	13	2	16	1	2	10	1	8	19
28	Vellore	3	27	1	26	2	3	29	1	1	31
29	Viruthunagar	2	29	2	30	1	2	29	1	3	33
TOTAL		122	621	100	698	92	53	563	131	149	843
Percentage		14.4721	73.6655	11.8623962	82.799526	10.913405	6.28707	66.785291	15.539739	17.67497	

Group -IV - Reception

S.No.	DISTRICT	Quality of Picture and Sound			Quality of TV Program			Sound Clearness			SAMPLE
		V.Good	Good	Poor	Agree	Undecided	Disagree	Agree	Undecided	Disagree	
1	Chennai	8	11	0	17	2	0	17	1	1	19
		42.10526316	57.89473684	0	89.47368421	10.52631579	0	89.47368421	5.263157895	5.263157895	
2	Coimbatore	27	5	0	18	9	5	5	23	4	32
		84.375	15.625	0	56.25	28.125	15.625	15.625	71.875	12.5	
3	Cuddalore	1	27	6	22	8	4	15	10	9	34
		2.941176471	79.41176471	17.64705882	64.70588235	23.52941176	11.76470588	44.11764706	29.41176471	26.47058824	
4	Dharmapuri	0	17	9	18	6	2	10	7	9	26
		0	65.38461538	34.61538462	69.23076923	23.07692308	7.692307692	38.46153846	26.92307692	34.61538462	
5	Dindigul	5	26	2	33	0	0	31	1	1	33
		15.15151515	78.78787879	6.060606061	100	0	0	93.93939394	3.03030303	3.03030303	
6	Erode	3	20	6	21	2	6	15	6	8	29
		10.34482759	68.96551724	20.68965517	72.4137931	6.896551724	20.68965517	51.72413793	20.68965517	27.5862069	
7	Kanchipuram	1	25	9	23	5	7	21	4	10	35
		2.857142857	71.42857143	25.71428571	65.71428571	14.28571429	20	60	11.42857143	28.57142857	
8	Kanyakumari	3	25	2	29	1	0	25	2	3	30
		10	83.33333333	6.666666667	96.66666667	3.333333333	0	83.33333333	6.666666667	10	

Group -IV - Reception

S.No.	DISTRICT	Quality of Picture and Sound			Quality of TV Program			Sound Clearness			SAMPLE
		V.Good	Good	Poor	Agree	Undecided	Disagree	Agree	Undecided	Disagree	
1	Chennai	8	11	0	17	2	0	17	1	1	19
2	Coimbatore	27	5	0	18	9	5	5	23	4	32
3	Cuddalore	1	27	6	22	8	4	15	10	9	34
4	Dharmapuri	0	17	9	18	6	2	10	7	9	26
5	Dindigul	5	26	2	33	0	0	31	1	1	33
6	Erode	3	20	6	21	2	6	15	6	8	29
7	Kanchipuram	1	25	9	23	5	7	21	4	10	35
8	Kanyakumari	3	25	2	29	1	0	25	2	3	30
9	Karur	7	24	0	29	2	0	23	6	2	31
10	Krishnagiri	0	16	8	17	5	2	9	7	8	24
11	Madurai	4	25	1	27	2	1	22	7	1	30
12	Nagapattinam	0	24	11	23	7	5	16	3	16	35
13	Namakkai	4	29	0	20	10	3	20	5	8	33
14	Nilgiris	1	7	16	14	6	4	3	3	18	24
15	Perampalur	0	34	0	31	2	1	26	4	4	34
16	Pudukkottai	1	26	4	25	6	0	22	6	3	31
17	Ramanathapuram	8	16	0	23	1	0	23	1	0	24
18	Salem	7	14	0	21	0	0	16	2	3	21
19	Sivagangai	5	26	0	29	2	0	20	10	1	31
20	Tanjore	7	20	2	27	2	0	25	4	0	29
21	Theni	1	30	2	31	0	2	31	1	1	33
22	Thirunelveli	4	17	1	21	0	1	17	2	3	22
23	Thiruvallure	4	24	0	24	4	0	23	4	1	28
24	Thiruvannamalai	3	28	4	33	2	0	21	6	8	35
25	Thiruvarur	9	22	2	32	1	0	31	1	1	33

Reception

The success of the teleconferencing program mostly depends on Reception. When the reception is good, the programme will be successful. Reception of the programme technically depends on quality of the picture and the sound. In this section, qualities of the picture and sound, quality of the TV programme and sound clarity are analysed.

About the quality of the picture and sound, 73.67% of the participants responded as Good, 14.47% of them responded as Very Good and only 11.86% of them responded as poor. So totally 88.14% of them said quality of the picture and sound is to be good. Among 30 DIETs, the reception is poor in Nilgiri District i.e. 66.67% of the participants of the Nilgiris District responded as poor.

About the clarity of sound, 66.79% of the participants responded as Agree, 17.67% of them (responded) suggested as disagree, 15.54% of them responded as undecided.

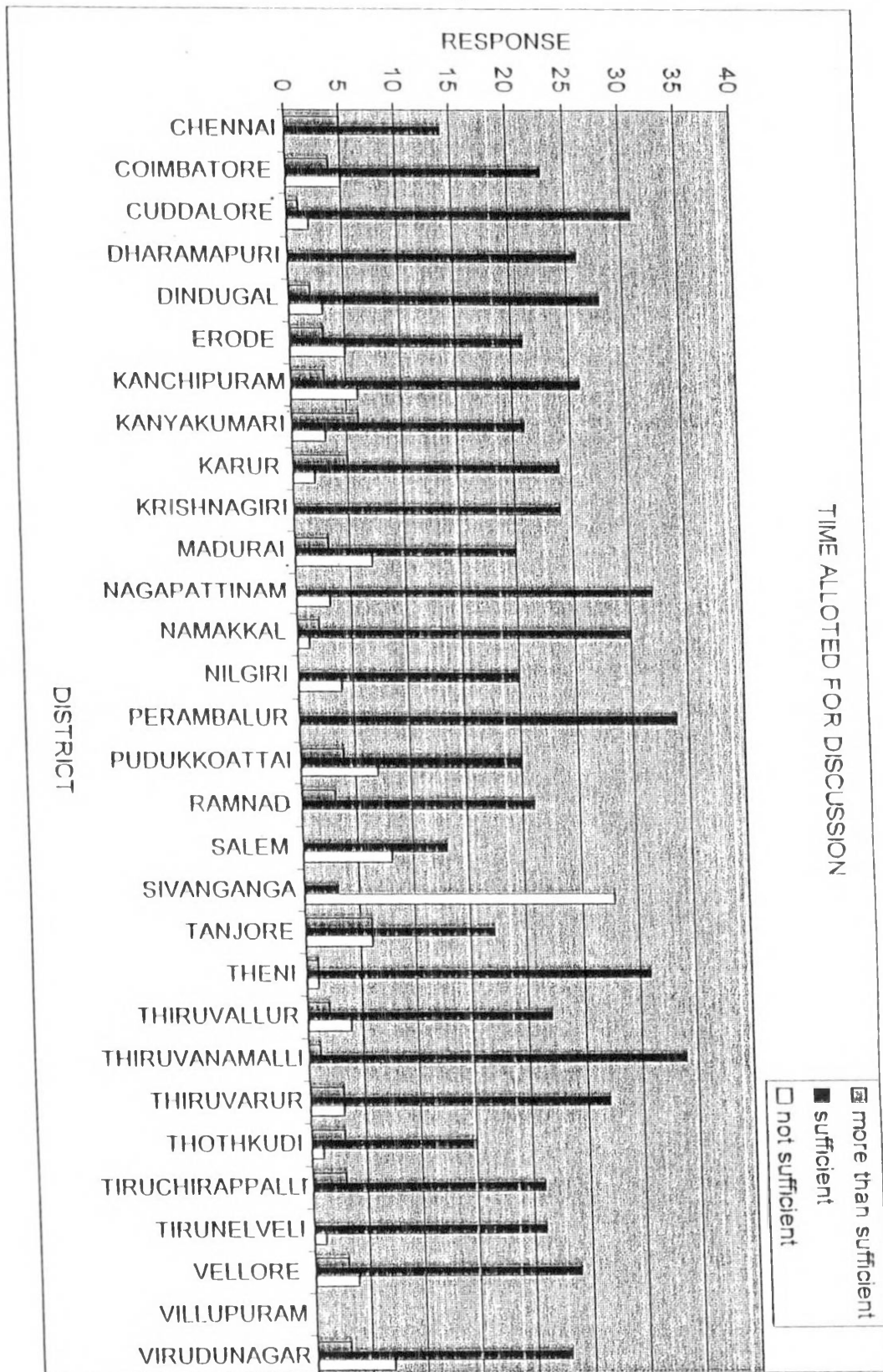
Among 30 DIETs, the sound clarity is suggested as Disagree (58.33%) in Kumular DIET Centre at Trichy District.

Totally about the quality of the TV programme, 82.80% of the participants suggested as agree, only 10.91% of them responded as undecided and 6.3% of them said as disagree.


Among 30 DIETs, 20.69% of the Erode District participants said as Disagree about the quality of the TV programme.

Findings and Suggestions

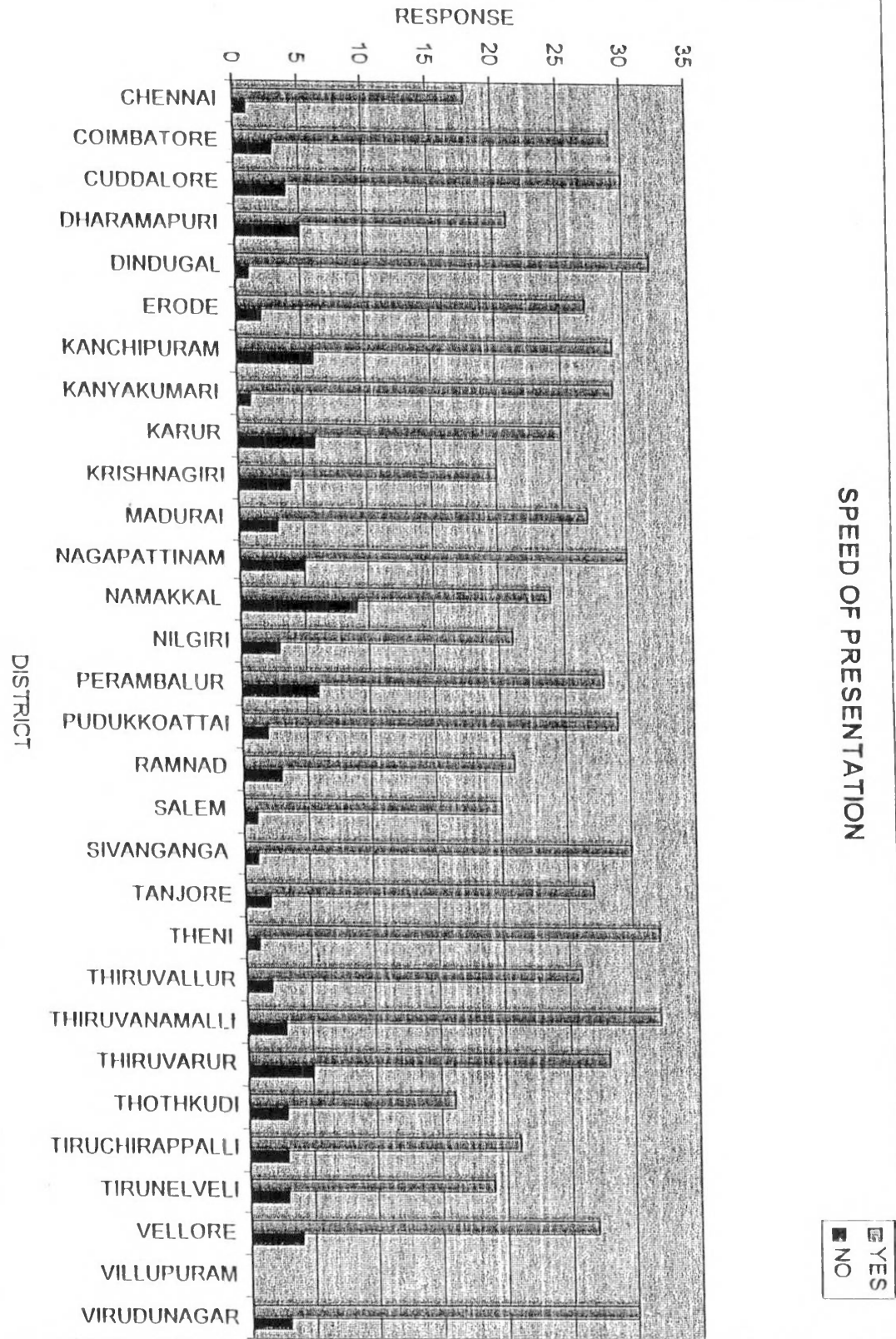
From the above analysis, it was found that participants involved in this program interestingly and actively. The quality of the picture was good in all the places. Still there is a chance to improve the same.

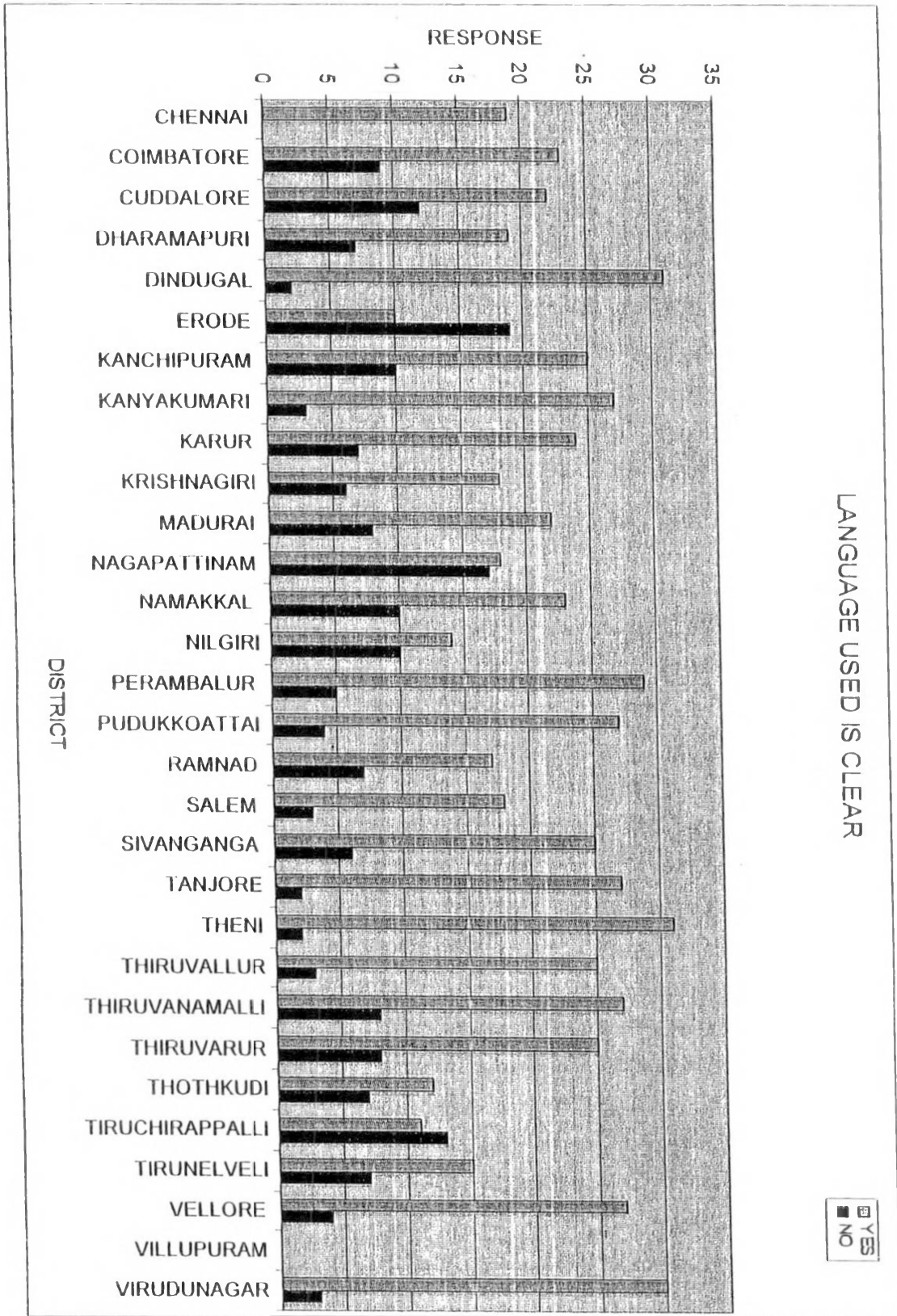


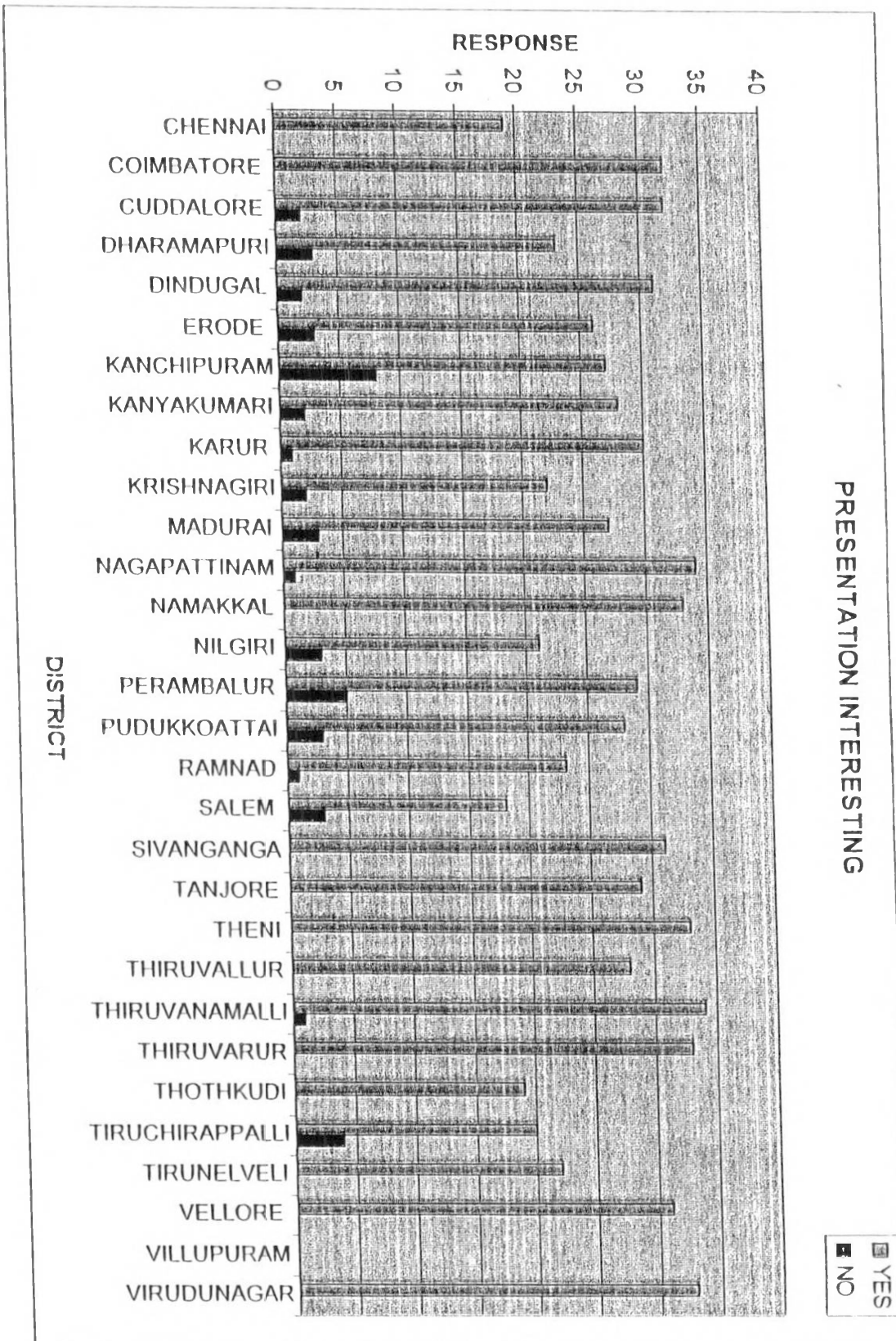
PANELISTS CONSOLIDATE TV PRESENTATION & DEMONSTRATION



YES
 NO







18SALEM	21	5	16	18	3	18	3	20	1	18	3	0	13	8	20	0	1
19SIVANGANGA	31	4	27	31	0	25	6	30	1	31	0	0	3	28	30	1	0
20TANJORE	29	6	23	29	0	27	2	27	2	27	2	6	17	6	26	1	2
21THENI	33	7	26	33	0	31	2	32	1	33	0	1	31	1	33	0	0
22THIRUVALLUR	28	4	24	28	0	25	3	26	2	25	3	2	22	4	27	1	0
23THIRUVANAMALLI	35	11	24	34	1	27	8	32	3	34	1	1	34	0	35	0	0
24THIRUVARUR	33	9	24	33	0	25	8	28	5	33	0	3	27	3	33	0	0
25THOTHKUDI	19	7	12	19	0	12	7	16	3	18	1	3	15	1	17	0	2
26TIRUCHIRAPPALLI	24	11	13	20	4	11	13	21	3	22	2	3	21	0	22	1	1
27TIRUNELVELI	22	4	18	22	0	15	7	19	3	22	0	0	21	1	22	0	0
28VELLORE	31	20	11	31	0	27	4	27	4	28	3	3	24	4	29	2	0
29MILLUPURAM																	
30VIRUDUNAGAR	33	15	18	33	0	30	3	30	3	30	3	3	23	7	31	2	0
	843	272	571	796	47	641	202	748	95	796	47	66	666	111	752	72	19

27	TIRUNELVELI	22	18.2	81.8	100	0	68.2	32	86.4	14	100	0	0	95	4.55	100	0	0
28	VELLORE	31	64.5	35.5	100	0	87.1	13	87.1	13	90.3	9.7	9.68	77	12.9	93.5	6.5	0
29	VILLUPURAM																	
30	VIRUDUNAGAR	33	45.5	54.5	100	0	90.9	9.1	90.9	9.1	90.9	9.1	9.09	70	21.2	93.9	6.1	0

		PRESENTATION %																
SL.NO	NAME OF THE DISTRICT	5		6		7		8		9		10			18			
		YES	NO	YES	NO	YES	NO	YES	NO	YES	NO	MS	IS	INS	MS	IS	INS	
1	CHENNAI	19	4	15	19	0	19	0	18	1	19	0	5	14	0	19	0	0
2	COIMBATORE	32	5	27	32	0	23	9	29	3	31	1	4	23	5	31	1	0
3	CUDDALORE	34	16	18	32	2	22	12	30	4	32	2	1	31	2	27	5	2
4	DHARAMAPURI	26	10	16	23	3	19	7	21	5	24	2	0	26	0	0	25	1
5	DINDUGAL	33	5	28	31	2	31	2	32	1	32	1	2	28	3	33	0	0
6	ERODE	29	11	18	26	3	10	19	27	2	27	2	3	21	5	2	20	7
7	KANCHIPURAM	35	21	14	27	8	25	10	29	6	32	3	3	26	6	33	1	1
8	KANYAKUMARI	30	6	24	28	2	27	3	29	1	28	2	6	21	3	29	1	0
9	KARUR	31	6	25	30	1	24	7	25	6	29	2	5	24	2	31	0	0
10	KRISHNAGIRI	24	9	15	22	2	18	6	20	4	23	1	0	24	0	23	1	0
11	MADURAI	30	9	21	27	3	22	8	27	3	28	2	3	20	7	27	2	1
12	NAGAPATTINAM	35	16	19	34	1	18	17	30	5	33	2	0	32	3	33	1	1
13	NAMAKKAL	33	4	29	33	0	23	10	24	9	32	1	2	30	1	33	0	0
14	NILGIRI	24	13	11	21	3	14	10	21	3	24	0	0	20	4	23	1	0
15	PERAMBALUR	34	8	26	29	5	29	5	28	6	29	5	0	34	0	32	2	0
16	PUDUKKOTTAI	31	7	24	28	3	27	4	29	2	30	1	4	20	7	29	2	0
17	RAMNAD	24	19	5	23	1	17	7	21	3	22	2	3	21	0	22	2	0

13	NAMAKKAL	33	12.1	87.9	100	0	69.7	30	72.7	27	97	3	6.06	91	3.03	100	0	0
14	NILGIRI	24	54.2	45.8	87.5	12.5	58.3	42	87.5	13	100	0	0	83	16.7	95.8	4.2	0
15	PERAMBALUR	34	23.5	76.5	85.29	14.7	85.3	15	82.4	18	85.3	15	0	100	0	94.1	5.9	0
16	PUDUKKOATTAI	31	22.6	77.4	90.32	9.68	87.1	13	93.5	6.5	96.8	3.2	12.9	65	22.6	93.5	6.5	0
17	RAMNAD	24	79.2	20.8	95.83	4.17	70.8	29	87.5	13	91.7	8.3	12.5	88	0	91.7	8.3	0
18	SALEM	21	23.8	76.2	85.71	14.3	85.7	14	95.2	4.8	85.7	14	0	62	38.1	95.2	0	4.76
19	SIVANGANGA	31	12.9	87.1	100	0	80.6	19	96.8	3.2	100	0	0	9.7	90.3	96.8	3.2	0
20	TANJORE	29	20.7	79.3	100	0	93.1	6.9	93.1	6.9	93.1	6.9	20.7	59	20.7	89.7	3.4	6.9
21	THENI	33	21.2	78.8	100	0	93.9	6.1	97	3	100	0	3.03	94	3.03	100	0	0
22	THIRUVALLUR	28	14.3	85.7	100	0	89.3	11	92.9	7.1	89.3	11	7.14	79	14.3	96.4	3.6	0
23	THIRUVANAMALLI	35	31.4	68.6	97.14	2.86	77.1	23	91.4	8.6	97.1	2.9	2.86	97	0	100	0	0
24	THIRUVARUR	33	27.3	72.7	100	0	75.8	24	84.8	15	100	0	9.09	82	9.09	100	0	0
25	THOTHKUDI	19	36.8	63.2	100	0	63.2	37	84.2	16	94.7	5.3	15.8	79	5.26	89.5	0	10.5
26	TIRUCHIRAPPALLI	24	45.8	54.2	83.33	16.7	45.8	54	87.5	13	91.7	8.3	12.5	88	0	91.7	4.2	4.17

PRESENTATION %																		
SL.NO	NAME OF THE DISTRICT		5		6		7		8		9		10			18		
			YES	NO	YES	NO	YES	NO	YES	NO	YES	NO	MS	S	NS	MS	S	NS
1	CHENNAI	19	4	15	19	0	19	0	18	1	19	0	5	14	0	19	0	0
			21.1	78.9	100	0	100	0	94.7	5.3	100	0	26.3	74	0	100	0	0
2	COIMBATORE	32	15.6	84.4	100	0	71.9	28	90.6	9.4	96.9	3.1	12.5	72	15.6	96.9	3.1	0
3	CUDDALORE	34	47.1	52.9	94.12	5.88	64.7	35	88.2	12	94.1	5.9	2.94	91	5.88	79.4	15	5.88
4	DHARAMAPURI	26	38.5	61.5	88.46	11.5	73.1	27	80.8	19	92.3	7.7	0	100	0	0	96	3.85
5	DINDUGAL	33	15.2	84.8	93.94	6.06	93.9	6.1	97	3	97	3	6.06	85	9.09	100	0	0
6	ERODE	29	37.9	62.1	89.66	10.3	34.5	66	93.1	6.9	93.1	6.9	10.3	72	17.2	6.9	69	24.1
7	KANCHIPURAM	35	60	40	77.14	22.9	71.4	29	82.9	17	91.4	8.6	8.57	74	17.1	94.3	2.9	2.86
8	KANYAKUMARI	30	20	80	93.33	6.67	90	10	96.7	3.3	93.3	6.7	20	70	10	96.7	3.3	0
9	KARUR	31	19.4	80.6	96.77	3.23	77.4	23	80.6	19	93.5	6.5	16.1	77	6.45	100	0	0
10	KRISHNAGIRI	24	37.5	62.5	91.67	8.33	75	25	83.3	17	95.8	4.2	0	100	0	95.8	4.2	0
11	MADURAI	30	30	70	90	10	73.3	27	90	10	93.3	6.7	10	67	23.3	90	6.7	3.33
12	NAGAPATTINAM	35	45.7	54.3	97.14	2.86	51.4	49	85.7	14	94.3	5.7	0	91	8.57	94.3	2.9	2.86

- The panelist consolidated the TV presentation and demonstration for each session.
- The time allotted for panel discussion was sufficient in all sessions.
- Generally the presentation was good.

Presentation

Presentation forms the climax of the EDUSAT program on Interactive mode for the Headmasters. Several factors like quality of the lecture, the content of the lectures, mode of discussion and interaction, speed of the lectures, content etc. go into the presentation. The whole Training Program spins around presentation. There are seven questions under this heading which deal with various aspects of 'Presentation'. The responses of the Headmasters to the questions on 'Presentation' are interpreted here as follows :

67.74% of the participants received TV presentation and the corresponding video clipping without any errors. Remaining participants 32.26% received with few distortions. From this analysis the presentation and the video clippings were very clear throughout the programme.

94.42% of the participants were interested and enjoyed the TV presentation.

76.04% of the sample opted, the language used in the TV presentation is very clear and the remaining 23.96% received distorted noise sometimes.

88.73% of the sample said that the speed of the TV presentation was good. The panelist discussion was followed clearly.

94.42% of the participant opined that the consolidated TV presentation and demonstration for each session.

79.01% of the sample said that the time allotted for panel discussion was sufficient.

89.21% of the participants agreed with the statement that the panelists were really knowledge and later command on the subject.

Findings

- The TV presentation and video clippings were very clear throughout the programme.
- The TV presentation is interesting and enjoyable one.
- The language used in the TV presentation is very clear.
- Speed of the TV presentation is alright.

Summary on Reading Material

The following three questions were asked at the 843 participants of Tamil Nadu. Among them 842 responded and one participant nullified them.

1. Whether the reading material was complete and covered all the themes transacted.
2. Did you find any difficulty in understanding the concepts explained in the reading material?
3. Could you go through the reading material (RM) in the given time?

From the responses of the participants to the closed ended questions above, graphical representation is made and the following findings are found:

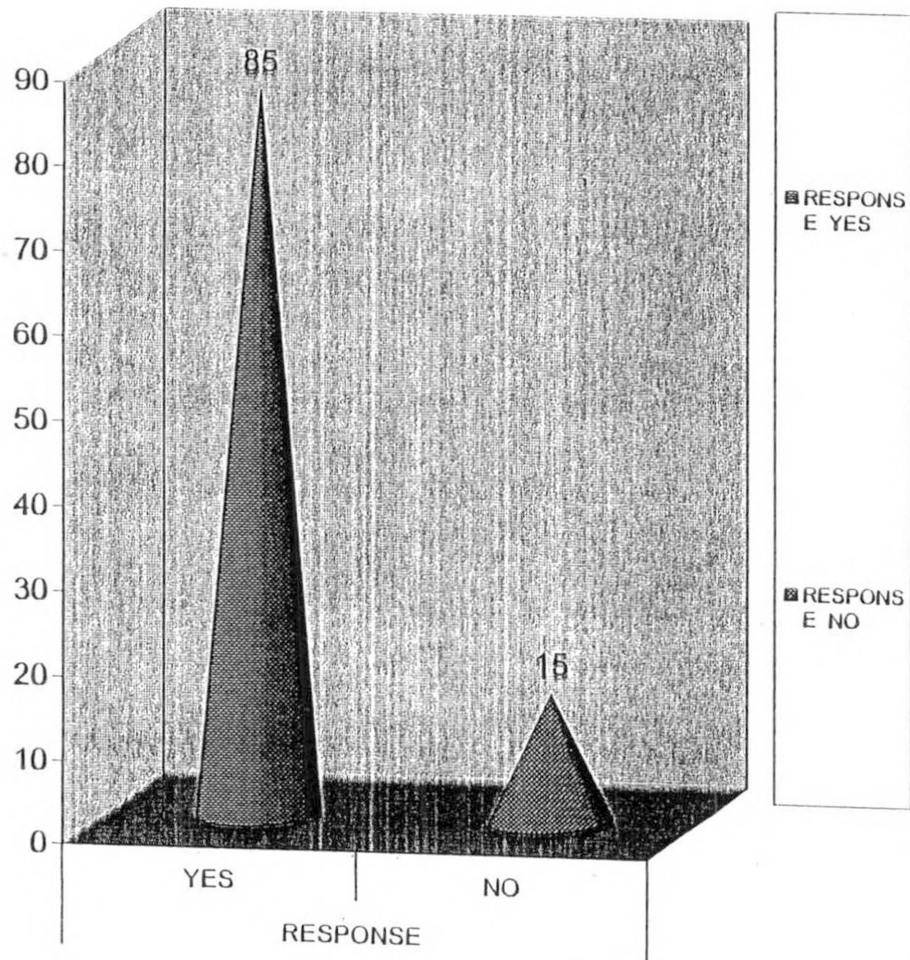
94% of the participants agree with the fact that the reading material was complete and covered all the themes transacted through teleconferencing.

76% of the participants say that they have no difficulty in understanding the concepts explained in the reading material.

85% of the participants agree that they could go through the reading material in the given time.

From the findings above, we conclude the reading material served its purpose.

COMPARISON BETWEEN RESPONSES ON ITEM No.4

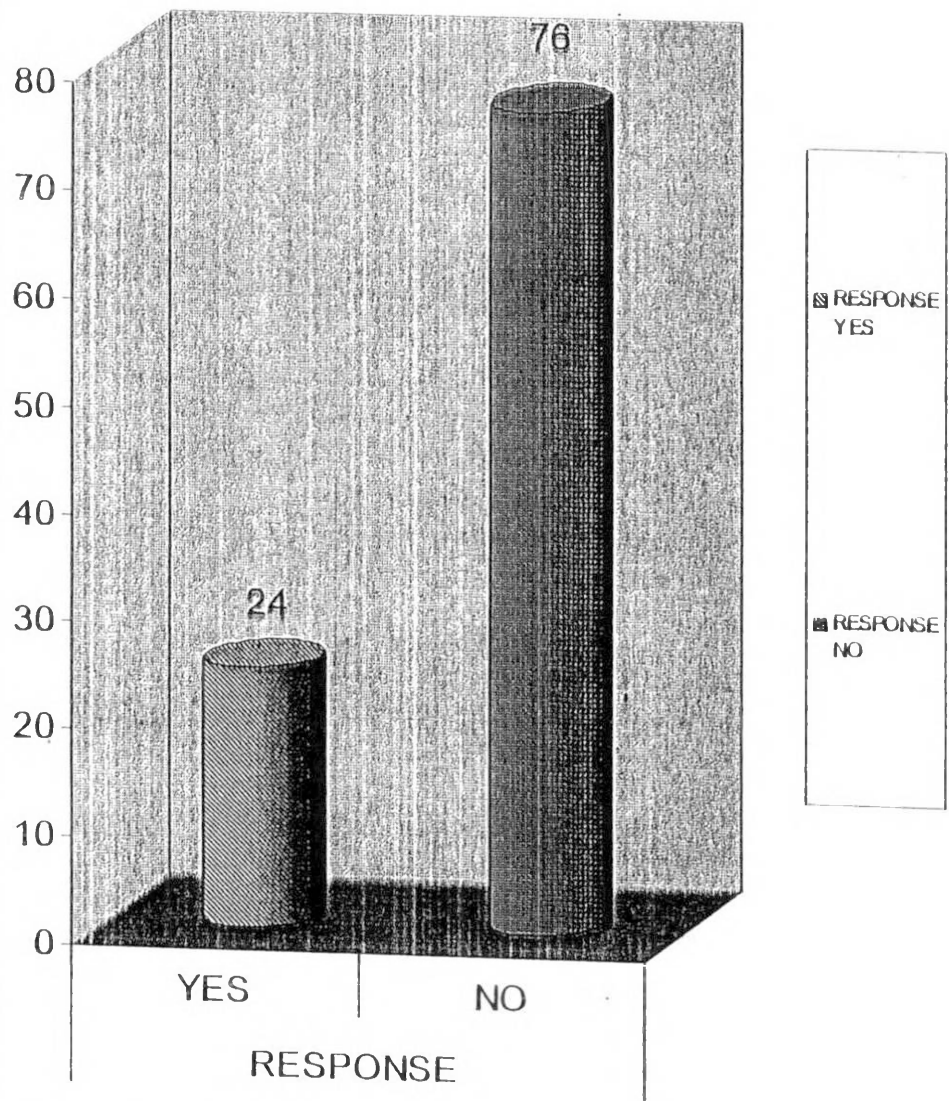


**QUALITY INSTITUTION TRAINING FOR HEAD TEACHERS OF
SECONDARY SCHOOLS IN TAMILNADU**

**DISTRIST-WISE RESPONSES IN RESPECT OF READING-
MATERIAL**

S.No	NAME OF THE DISTRICT	Q.No.4		
		No. of responses		
		YES	NO	TOTAL
1	CHENNAI	19	0	19
2	COIMABATORE	27	5	32
3	CUDDALORE	29	5	51
4	DHARMAPURI	23	3	26
5	DINDIGUL	26	7	33
6	ERODE	26	3	59
7	KANCHEEPURAM	32	3	35
8	KANIYAKUMARI	29	1	30
9	KARUR	29	2	65
10	KRISHNAGIRI	22	2	24
11	MADURAI	28	1	29
12	MANNARKUDI	28	5	53
13	NAGAPATTINAM	25	10	35
14	NAMAKKAL	25	8	33
15	NILGIRIS	23	1	68
16	PERAMBALORE	25	9	34
17	PUDUKOTTAI	25	6	31
18	RAMANATHAPURAM	19	5	65
19	SALEM	7	14	21
20	SIVAGANGA	30	1	31
21	THANJORE	22	7	52
22	THENI	30	3	33
23	THIRUCHIRAPALLI	22	2	24
24	THIRUNELVELI	18	4	57
25	THIRUVALLORE	28	0	28
26	THIRUVANNAMALAI	32	3	35
27	THOOTHUKUDI	15	4	63
28	VELLORE	29	2	31
29	VILLUPURAM	0	0	0
30	VIRUDHUNAGAR	25	8	31
	TOTAL	718	124	842
	PERCENTAGE	85	15	

COMPARISON BETWEEN RESPONSES ON ITEM NO.3

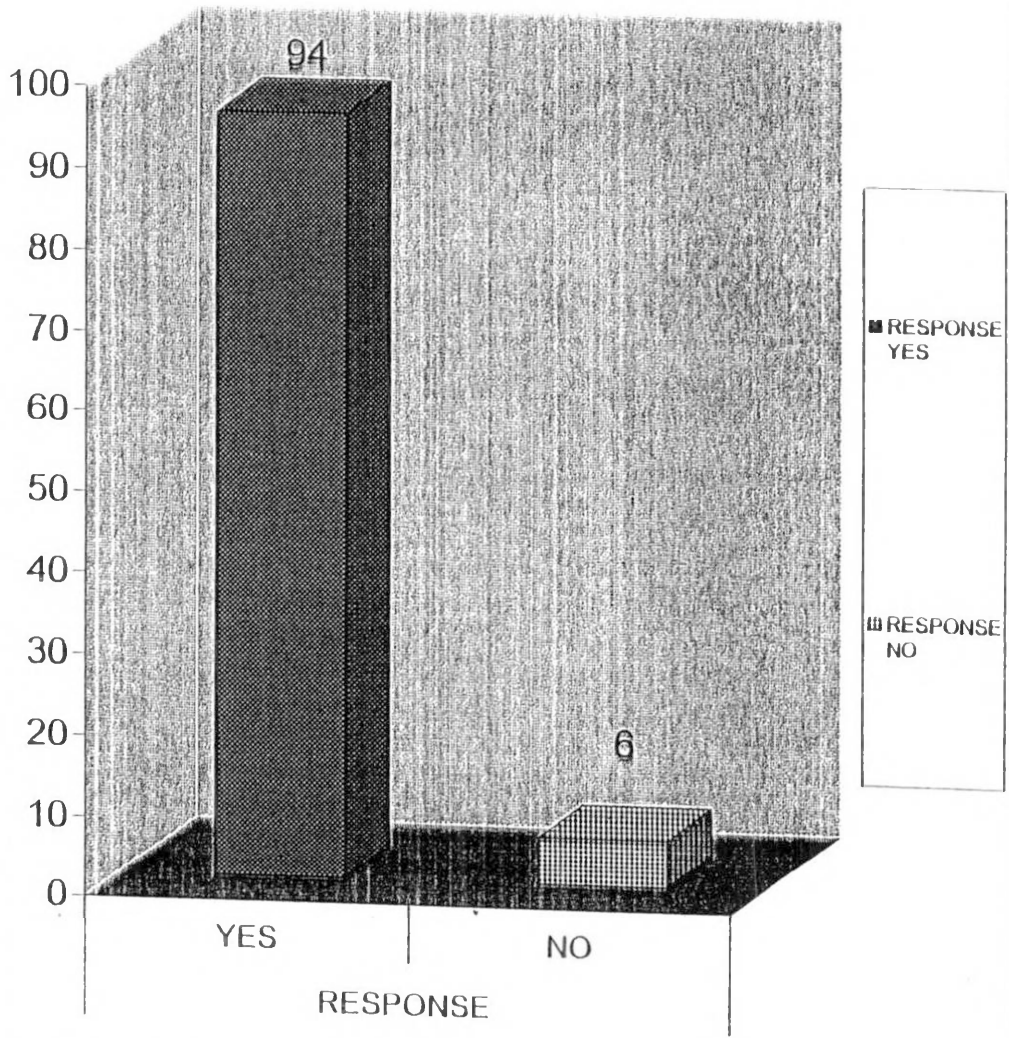


**QUALITY INSTITUTION TRAINING FOR HEAD TEACHERS OF
SECONDARY SCHOOLS IN TAMILNADU**

**DISTRIST-WISE RESPONSES IN RESPECT OF READING-
MATERIAL**

S.No	NAME OF THE DISTRICT	Q.No.3		
		No. Of responses		
		YES	NO	TOTAL
1	CHENNAI	2	17	19
2	COIMABATORE	6	26	32
3	CUDDALORE	4	30	34
4	DHARMAPURI	8	18	26
5	DINDIGUL	6	27	33
6	ERODE	10	19	29
7	KANCHEEPURAM	10	25	35
8	KANIYAKUMARI	3	27	30
9	KARUR	6	25	31
10	KRISHNAGIRI	7	17	24
11	MADURAI	4	25	29
12	MANNARKUDI	26	7	33
13	NAGAPATTINAM	11	24	35
14	NAMAKKAL	4	29	33
15	NILGIRIS	2	22	24
16	PERAMBALORE	1	33	34
17	PUDUKOTTAI	5	26	31
18	RAMANATHAPURAM	8	16	24
19	SALEM	7	14	21
20	SIVAGANGA	2	29	31
21	THANJORE	10	19	29
22	THENI	15	18	33
23	THIRUCHIRAPALLI	7	17	24
24	THIRUNELVELI	6	16	22
25	THIRUVALLORE	4	24	28
26	THIRUVANNAMALAI	10	25	35
27	THOOTHUKUDI	5	14	19
28	VELLORE	5	26	31
29	VILLUPURAM	0	0	0
30	VIRUDHUNAGAR	8	25	33
	TOTAL	202	640	842
	PERCENTAGE	24	76	

COMPARISON BETWEEN RESPONSES ON ITEM No.2



**QUALITY INSTITUTION TRAINING FOR HEAD TEACHERS OF
SECONDARY SCHOOLS IN TAMILNADU**

**DISTRIST-WISE RESPONSES IN RESPECT OF READING-
MATERIAL**

S.No	NAME OF THE DISTRICT	Q.No.2		
		No. Of responses		
		YES	NO	TOTAL
1	CHENNAI	19	0	19
2	COIMABATORE	28	4	32
3	CUDDALORE	31	3	34
4	DHARMAPURI	24	2	26
5	DINDIGUL	32	1	33
6	ERODE	23	6	29
7	KANCHEEPURAM	30	5	35
8	KANIYAKUMARI	29	1	30
9	KARUR	28	3	31
10	KRISHNAGIRI	24	0	24
11	MADURAI	27	2	29
12	MANNARKUDI	31	2	33
13	NAGAPATTINAM	34	1	35
14	NAMAKKAL	29	4	33
15	NILGIRIS	22	2	24
16	PERAMBALORE	33	1	34
17	PUDUKOTTAI	29	2	31
18	RAMANATHAPURAM	23	1	24
19	SALEM	19	2	21
20	SIVAGANGA	28	3	31
21	THANJORE	27	2	29
22	THENI	33	0	33
23	THIRUCHIRAPALLI	24	0	24
24	THIRUNELVELI	22	0	22
25	THIRUVALLORE	28	0	28
26	THIRUVANNAMALAI	35	0	35
27	THOOTHUKUDI	17	2	19
28	VELLORE	30	1	31
29	VILLUPURAM	0	0	0
30	VIRUDHUNAGAR	30	3	33
	TOTAL	789	53	842
	PERCENTAGE	94	6	

Reading Material

The reading material is one of the important tools of a training programme. Therefore the reading material is developed as learning material for the participants. It also prepared as an instructional material for the facilitators to coordinate the programme effectively.

It reflects on the four major areas of inputs, along with group activities, viz.

- I. Instructional facilities and environment.
- II. Curriculum and teaching learning material.
- III. Classroom practices and process
- IV. Enhancing school quality through community involvement and teacher preparation.

It is appended with programme schedule, participants' profile and feedback questionnaire.

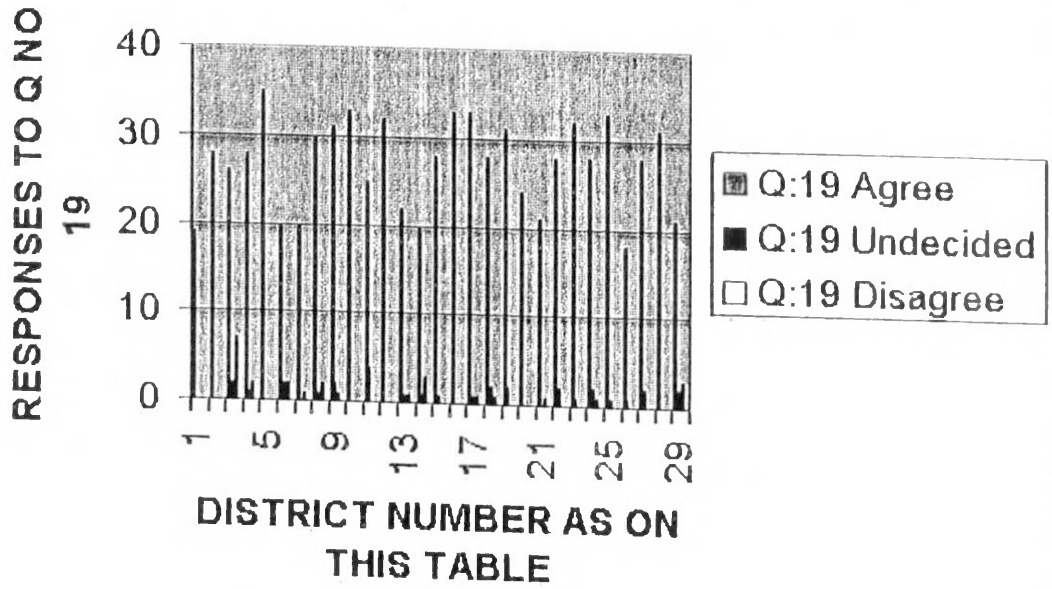
It is complete; clear and builds a conceptual map in the minds and thoughts of the readers. It is prepared with a view that the participants should not in any way feel that they are not properly motivated or guided through the training programme, in case of any transmission or technical or mechanical lapses.

19.	Thanjavur	29	19	8	2	20	9	0	16	13	0	9	20	0	11	14	4
20.	Namakkal	33	18	15	0	20	13	0	8	25	0	10	23	0	6	27	0
21.	Thindukkal	33	22	11	0	21	11	1	13	20	0	15	18	0	14	19	0
22.	Coimbatore	32	17	15	0	18	14	0	19	13	0	16	15	1	18	13	1
23.	Viruthunagar	33	11	22	0	14	19	0	10	21	2	16	17	0	12	20	1
24.	Nagappattinam	35	23	12	0	17	17	1	14	21	0	11	22	2	18	17	0
25.	Madurai	30	21	9	0	17	13	0	19	11	0	13	17	0	16	13	1
26.	Vellore	31	22	9	0	15	16	0	14	17	0	12	19	0	20	11	0
27.	Chennai	19	14	5	0	15	4	0	16	3	0	14	5	0	13	6	0
28.	Salem	21	8	13	0	11	10	0	8	13	0	9	12	0	10	11	0
29.	Kadalur	34	11	23	0	15	19	0	13	21	0	9	24	0	12	21	0
	Total	843	467	373	3	413	423	7	385	454	4	346	487	9	383	448	12

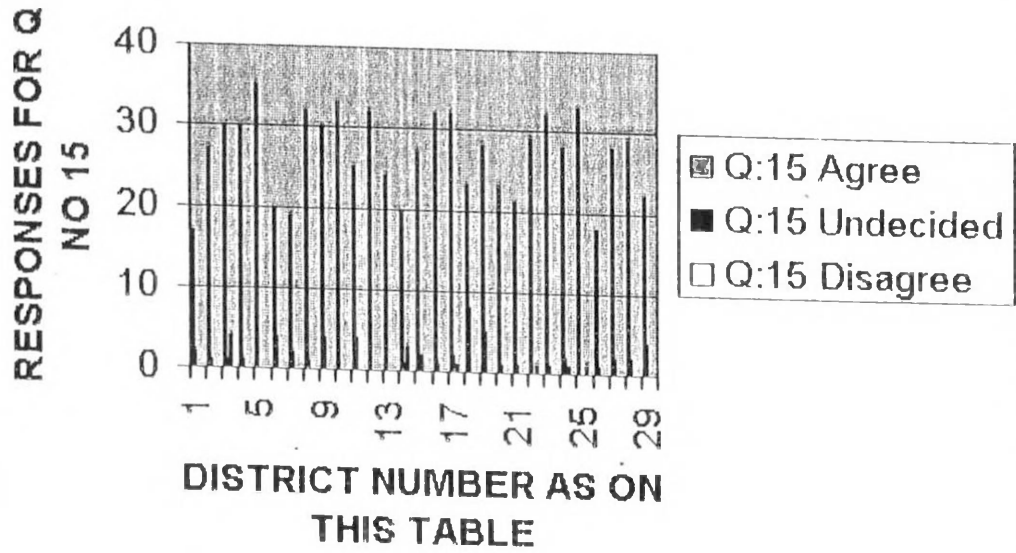
Group 1 : Usefulness Of Inputs

Sl. No.	Name of the District	Total	Reading Material			TV Presentation			Panel Discussion			Question & Answer			Group Activity		
			VU	U	NU	VU	U	NU	VU	U	NU	VU	U	NU	VU	U	NU
1.	Pudukottai	31	16	15	0	16	15	0	10	21	0	6	25	0	13	16	2
2.	Kanjeeपुरam	35	17	18	0	10	25	0	14	20	1	13	21	1	12	23	0
3.	Thiruvārur	33	16	17	0	15	18	0	11	22	0	14	19	0	13	20	0
4.	Erode	29	10	19	0	12	15	2	17	12	0	15	14	0	15	14	0
5.	Thiruvannamalai	35	21	14	0	21	14	0	14	21	0	18	17	0	21	14	0
6.	Thirunelveli	22	11	10	1	7	15	0	11	11	0	9	12	1	11	11	0
7.	Kanyakumari	30	22	8	0	20	10	0	21	9	0	17	13	0	17	12	1
8.	Thothokkudi	19	13	6	0	12	7	0	7	12	0	10	9	0	8	10	1
9.	Nilgiris	24	9	15	0	7	17	0	16	8	0	7	17	0	11	13	0
10.	Karur	31	14	17	0	8	23	0	14	17	0	16	15	0	15	16	0
11.	Tiruchirappalli	24	13	11	0	7	14	3	11	12	1	8	15	1	8	16	0
12.	Theni	33	20	13	0	11	22	0	14	19	0	15	18	0	16	17	0
13.	Sivagangai	31	11	20	0	17	14	0	11	20	0	10	21	0	10	21	0
14.	Perampalur	34	17	17	0	15	19	0	9	25	0	12	22	0	13	21	0
15.	Tharmapuri	26	17	9	0	11	15	0	12	14	0	10	15	1	13	13	0
16.	Krishnagiri	24	16	8	0	10	14	0	11	13	0	9	14	1	12	12	0
17.	Ramanathapuram	24	18	6	0	9	15	0	15	9	0	10	13	1	13	11	0
18.	Thiruvallur	28	20	8	0	22	6	0	17	11	0	13	15	0	12	16	0

USEFULNESS OF PROGRAM Q NO 19



USEFULNESS OF PROGRAM Q NO 15



Comments from Secondary School HMs

Participants of 30 districts were highlighted. Their positive comments from Quality Institutions Training to Heads of Secondary Schools in Tamil Nadu.

The following positive comments were received from the participants. The comments were classified as follows :

1. Useful aspects
2. Improvement Aspects
3. Organization Aspects

1. Useful Aspects :

- a) This programme was very useful to heads of secondary schools.
- b) It was a very effective programme.
- c) It was very interesting and informative.

2. Improvement Aspects :

- a) It helps to improve the standard of education.
- b) It enhances good administration.
- c) It provides development of the upto date knowledge of the administrator.
- d) The strategy adopted in this programme to save the time to implementation.
- e) It helps to easy access to clarification of doubts.
- f) It provides to interact easily to communicate with the experts without any fear and favour.

3. Organisation Aspects:

- a) It was organized very well by facilitators.
- b) Maximum facilities provided by facilitators.

The difference between Tele mode and face to face training programme.

The participants feel that the telemode training programme is different from face to face training programme. The following tabular column reveals their feelings.

	Telemode Training	Face to Face Training
1.	Different ideas and guidance can be received from various persons at various centers.	Only limited ideas and guidance are available.
2.	It is more economic because of no cascade level training.	It is costly because of cascade level training.
3.	It saves time.	It consumes more time.
4.	It needs more advanced technical supports.	It needs only manual supports.
5.	It is more effective and attractive.	It is less effective and attractive.
6.	Gaining resources from National and International level is possible.	Gaining resources from local level experts only.
7.	Interaction with various centers.	Interaction with local audience.
8.	Doubts are clarified by experts at many centers and by many persons at a given time.	Doubts are clarified by limited persons very often.
9.	More facilities needed.	Less facilities are enough.
10.	It is highly systematic.	It is systematic.
11.	Unnecessary activities are avoided and identified.	We cannot identify and avoid some activities.
12.	Limited opportunity only given for interaction in a stipulated time.	More opportunity given for interaction.
13.	If the electronic system fails, the total programme will be affected.	This programme is not affected by electronic system failure.
14.	Individual attention is not possible.	Individual attention is possible.
15.	Time schedule is strictly followed.	Time schedule is followed to some extent.
16.	Transmission loss is not possible	Transmission loss occurs

Profile of Participants

As a part of feedback of the programme, “Quality Institution” Training for Head Teachers of Secondary Schools of Tamil Nadu through Teleconferencing, a questionnaire was given to all the participants. The questionnaire contained profile of participants. The profile of participants included Name and address, sex, teaching experience, academic qualification, professional qualification, number of inservice training programmes attended and training programmes attended on Quality Institution.

The profile of participants including the above mentioned eight items were analysed systematically. The following table shows a vivid picture of profile of participants.

The profile of participants shows that of the 843 total participants, 581 male participants and 262 female participants attended the programme. This indicates that more number of male participants attended this training programme.

Regarding the age group of the participants, out of 843 total participants, 135 participants were in the age group below 50 and 708 participants were in the age group above 50. so the majority of the participants were in the age group above 50.

The teaching experience of the participants from the profile of participants indicates that out of 843 participants, 116 participants were having teaching experience from 16 – 20 years, 158 participants were having teaching experience from 21 – 25 years and 569 participants were having teaching experience from years 26 and above. More number of participants were having teaching experience above 26 years.

The profile of participants shows the academic qualification of the participants. Of all the participants, 146 participants were graduates, 693 participants were postgraduates and 4 participants were having any other degree. The maximum number of participants were postgraduates.

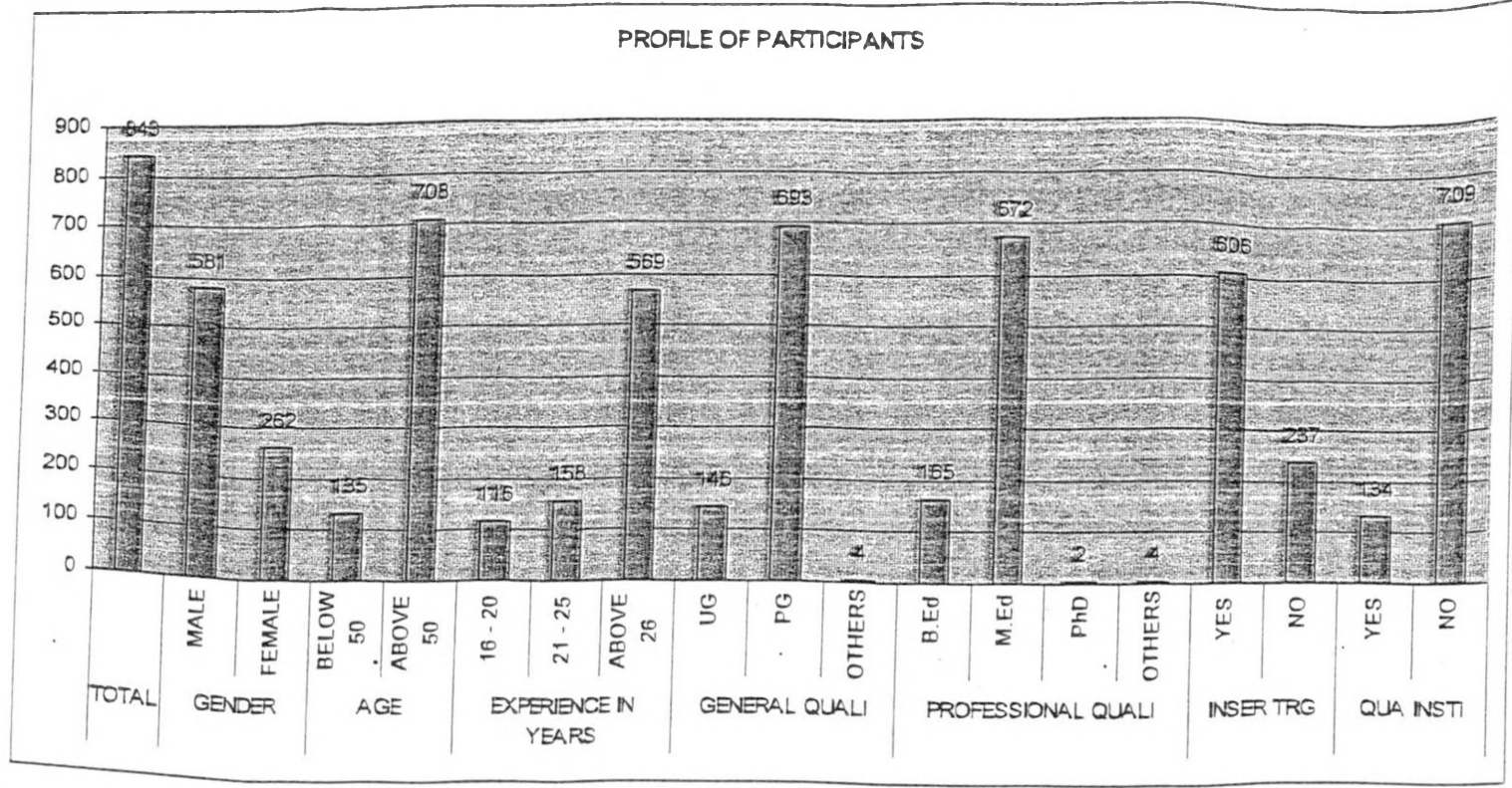
The profile of participants also shows a clear picture of professional qualification of the participants. Out of 843 participants, 165 were B.Ed. degree holders, 672 participants were M.Ed. degree holders and 2 participants were Ph.D. holders and 4 participants were other diploma holders. This shows that the majority of the participants were M.Ed. degree holders.

The profile of participants shows the number of Inservice training programmes attended by the participants. Among the participants, 606 participants attended other inservice programmes already and 237 participants did not attend any other inservice programme so far. This shows that majority of the participants attended inservice programmes.

From the profile of participants, training programmes on 'Quality Institution' can be seen. It shows out of 843 participants, 134 participants attended training programme related to 'Quality Institution' already and 709 participants did not attend any other training programme related to 'Quality Institution'. The majority of the participants did not attend any training programme related to "Quality Institution".

The profile of participants gives personal information about all the participants and will be useful for the evaluation of the training programme on various aspects. On the whole, the analysis of profile of participants indicates that majority of the participants were males, having the age above 50, teaching experience above 26 years and they were postgraduates with M.Ed. degree. Though they attended other inservice programmes already, they did not attend any inservice programme on 'Quality Institution'.

PROFILE OF PARTICIPANTS



**QUALITY INSTITUTIONS TRAINING TO HEADS OF SECONDARY SCHOOLS OF TAMIL NADU THROUGH TELECONFERENCE
PARTICIPANTS' PROFILE**

SL NO.	NAME OF THE DISTRICT	TOTAL	GENDER		AGE		EXPERIENCE IN YEARS			GENERAL QUALI			PROFESSIONAL QUALI				INSER TRG		QUA INSTI	
			MALE	FEMALE	BELOW 50	ABOVE 50	16 - 20	21 - 25	ABOVE 25	UG	PG	OTHERS	B.Ed	M.Ed	PhD	OTHERS	YES	NO	YES	NO
1	THANJAVUR	29	24	5	2	27	3	7	19	5	23	1	9	19	0	1	22	7	3	26
2	CHENNAI	19	11	8	4	15	5	4	10	5	14	0	5	14	0	0	17	2	0	19
3	MILUPURAM	0	0	0	0	0	0	0	0	0	0	0	0	0	0	0	0	0	0	0
4	SIVAGANGAI	31	21	10	8	23	8	11	12	5	26	0	8	23	0	0	26	5	7	24
5	KANCHIPURAM	35	18	17	1	34	4	6	25	4	31	0	12	23	0	0	26	9	2	33
6	PERAMBALUR	34	27	7	1	33	1	6	27	7	27	0	7	26	1	0	19	15	34	0
7	THIRUVANNAMALAI	35	34	1	1	34	4	0	31	6	29	0	9	26	0	0	24	11	5	30
8	NILGRIES	24	17	7	6	18	6	6	12	8	16	0	14	10	0	0	10	14	6	18
9	KRISHNAGIRI	24	19	5	3	21	2	6	16	1	23	0	1	23	0	0	19	5	4	20
10	TRICHIRAPPALLI	24	13	11	3	21	2	2	20	5	19	0	2	22	0	0	20	4	2	22
11	NAGAPATTINAM	35	28	7	5	30	4	8	23	2	33	0	5	30	0	0	23	12	33	2
12	TIRUNELVELI	22	12	10	2	20	4	4	14	2	20	0	3	18	0	1	15	7	0	22
13	RAMANATHAPURAM	24	15	9	15	9	8	8	8	7	16	1	8	16	0	0	19	5	4	20
14	THIRUVARUR	33	29	4	7	26	5	8	20	6	27	0	6	27	0	0	30	3	4	29
15	KARUR	31	21	10	5	26	4	10	17	3	28	0	8	23	0	0	23	8	2	29
16	NAMAKKAL	33	21	12	1	32	1	3	29	6	27	0	5	28	0	0	21	12	0	33
17	DINDICUL	33	20	13	6	27	10	7	16	5	27	1	1	32	0	0	25	8	0	33
18	VIRUTHUNAGAR	33	17	16	2	31	2	10	21	8	25	0	2	31	0	0	13	20	2	31
19	ERODE	29	16	13	4	25	5	1	23	9	20	0	8	21	0	0	13	16	1	28
20	PUDUKOTTAI	31	24	7	4	27	4	5	22	11	20	0	8	23	0	0	25	6	7	24
21	VELLORE	31	26	5	2	29	2	4	25	3	28	0	4	27	0	0	26	5	2	29

22	KANYAKUMARI	30	23	7	26	4	4	3	23	6	24	0	6	24	0	0	27	3	3	27
23	COIMBATORE	32	15	17	1	31	3	12	17	3	29	0	3	29	0	0	20	12	2	30
24	TIRUVALLUR	28	18	10	5	23	4	3	21	3	24	1	2	26	0	0	20	8	1	27
25	MADURAI	30	12	18	1	29	1	7	22	6	24	0	5	24	1	0	18	12	0	30
26	SALEM	21	14	7	2	19	2	1	18	2	19	0	3	18	0	0	15	6	5	16
27	THENI	33	26	7	9	24	7	5	21	9	24	0	9	24	0	0	28	5	0	33
28	CUDDALORE	34	31	3	2	32	1	2	31	4	30	0	4	30	0	0	28	6	1	33
29	THOOTHUKUDI	19	11	8	6	13	6	5	8	2	17	0	5	12	0	2	14	5	0	19
30	DHARMAPURI	26	18	8	1	25	4	4	18	3	23	0	3	23	0	0	20	6	4	22
CATEGORY TOTAL			843		843		843		843		843		843		843		843		843	
TOTAL		843	581	262	135	708	116	158	569	146	693	4	165	672	2	4	606	237	134	709

ANNEXURE 1

List of Panelists

1. Dr P Veerappan, Reader, RIE, Mysore
2. Dr B Phalachandra, Professor, RIE, Mysore
3. Dr Vasanth D Bhat, Professor, RIE, Mysore
4. Dr Ramaa, NAAC, Bangalore
5. Dr O Nelliappan, Professor, Annamalai University
6. Dr V S S Kannan, Alagappa University
7. Dr Inbaraj, Asst. Professor, DTERT, Chennai
8. Dr Sathi, Asst. Professor, DTERT, Chennai

ANNEXURE 2

Names of the Facilitators

1. A Krishnamoorthy, Lecturer, DIET, Dindugal.
2. V Narayanan, Lecturer, diet, Ramanathapuram
3. D Seenivasagam, Sr. Lecturer, DIET, Virudhunagar.
4. S Natarajan, Sr. Lecturer, DIET, Coimbatore
5. S Godwin, Lecturer, DIET, Kanyakumari
6. S Mohanram, Sr. Lecturer, DIET, Theni
7. A Senthil Kumar, Sr. Lecturer, DIET, Namakkal
8. G Madhusudhana, Lecturer, DIET, Vellore
9. S Natarajan, Lecturer, DIET, Perambalur
10. P Govindaprakash, Lecturer, DIET, Salem
11. S Muthurengan, Lecturer, diet, Thiruvannamalai
12. K Ramraj, Lecturer, DIET, Sivagangai
13. P Karuppasamy, Lectureer, DIET, Madurai
14. A Joshua Manohar Raj, Lecturer, DIET, Nilgiris
15. N Asokan, Lecturer, DIET, Krishnagiri
16. S Manivel, Lecturer, DIET, Tiuruvallur
17. M Ilamurugan, Lecturer, DIET, Villupuram
18. M Mathiazhagan, Lecturer, DIET, Cuddalore
19. I Paul Raj, Lecturer, DIET, Chennai
20. K Reguramaiah, Sr. Lecturer, DIET, Tirunelveli
21. C S Saravana Arumugam, Lecturer, Kancheepuram
22. S P Seenivasan, Lecturer, DIET, Tuticorin
23. K Rajah, Lecturer, DIET, Trichy

24. R Muthukrishnan, Lecturer, DIET, Karur
25. M Senthil Kumar, Lecturer, DIET, Tanjore
26. R Anbalagan, Sr. Lecturer, DIET, Thiruvarur
27. P Natarajan, Lecturer, DIET, Pudukottai
28. G Kamarajan, Lecturer, DIET, Nagapattinam
29. Dr P Jayaraman, Sr. Lecturer, DIET, Erode

ANNEXURE 3

A two-days Programme Report submitted by DIET, Uttamacholapuram, Salem

First Day Report (25.2.2006)

This training programme was inaugurated by Mrs.J.Uma Maheswari, Director, DTERT of Tamil Nadu, Mr.P.Guasekaran, Director, School Education of Tamil Nadu and RIE experts. The DTERT Director said that the quality of education depending upon the Headmasters' effectiveness. So the Headmasters' role is important to the society.

The Director of School Education said that the progress of our nation is based on the students' performance. So the headmasters must work hard to develop our nation.

Dr Veerappan, Co-ordinator of this programme explained the module in detail. In Salem DIET, 21 participants participated in this programme. Dr.R.Venkatachalam, Principal of Salem DIET coordinated this programme in Salem District. Mr.P.Govinda Prakash, Lecturer of this DIET facilitated this programme.

In the morning session, the experts discussed the topic
Instructional Facilities and Environment
Professional leadership – which is purposeful, firm as well as participatory.
Shared vision and goals which is orderly attractive
Concentration on teaching and learning where there is maximum utilization of learning time academic emphasis and focus on achievement
Purposeful teaching which is structured and adaptive
Positive reinforcement which includes clear and fair discipline and feedback
Monitoring progress of pupil performance and evaluating school performance
Pupil rights and responsibilities including raising their self-esteem and giving responsibilities
Home school partnership in children's learning
A learning organization involving school-based staff-development schools do make difference in learning achievements of students.

Role of Head Teachers in School Effectiveness

- The challenge of quality education along with quantitative expansion of secondary education can be met through capacity building of educational administrators.
- There is wide disparity between secondary education in different schools under different management.
- The disparity is mainly due to the size of the school, level of socio-economic development of the area, etc.

- The new curriculum framework pose new challenges for effective management of these schools – it is observed that macro-level measures focusing on different inputs like textbooks, teachers, etc. do not result in the improvement in the learning process.

And then the participants are grouped into five. They prepared various questions regarding the above topic and then discussed with the experts of most of the DIET interacted with the experts. Dr.B.Phalachandra, Dr.V.D.Bhat, Dr.Theerthi replied the participants' questions.

Afternoon Session (2 pm – 5 pm)

Curriculum and Teaching Learning Material

In the afternoon session, the experts discussed the topic Instructional Facilities and Environment.

Here one of the quality indicators “curriculum and teaching learning materials/ Instructional materials” is taken for discussion in this module. This quality indicator has three major components. They are curriculum, textbook and teaching related aids.

The first component “curriculum” consists of existing curriculum and its coverage, details of curriculum revision exercise and information related to hardspots (subjectwise).

Even though the curriculum was constructed by educational experts, the curriculum constructors, there is a need gap. Being a headmaster you are the person who must facilitate teachers to realize the set objectives and provide appropriate feedback.

The second component “the textbook” consists of textbook production, distribution of textbooks and availability of textbooks to learners.

At the time of textbook production, the compiled suggestions and feedback are playing a vital role. You, as Headmaster are expected to collect the data from your teachers and should reach in time to textbook committee for its production.

The distribution and availability of textbooks are the responsibilities of the textbook publication division of the government/ publishers. But the information regarding the distribution and availability of the textbook will be made available to the learners from the headmaster in time.

The third component “teaching related aids” consists of teaching-learning aids, library and laboratory.

The teaching related aids are the availability and utilizations of teaching-learning aids; the availability and utilizations of library and the availability and utilization of laboratory.

And then the participants discussed with themselves. They prepared various questions regarding the above topic and then discussed with the experts of most of the DIET interacted with the experts.

Second Day Report (26.2.2006)

In the morning session, the topic Classroom Practices and Process were explained by the RIE experts as follows :

Objectives of the topic

This module will enable the user to

- understand the meaning, importance and the dynamic of classroom
- practices and processes in achieving quality education at the high school level
- enable headmaster in the management of opportunity time.

The Concept

‘Classroom Practices and Processes’ denotes what is going on and what is happening on and around the classroom in the school environment. In order to have a better understanding of the term, it is important to look at some significant features.

Major Dimensions

- Classroom practices and processes
- Opportunity time and
- Learners’ evaluation, monitoring and supervision

Classroom Practices and Processes

This is mainly concerned with the classroom environment in particular and prevailing school environment in general. Generally school environment can be looked into two aspects the physical environment and the learning environment provided in the school keeping in view the needs and the expectations of the society from the schools.

Opportunity Time

In the teaching-learning process, the time is the important factor. It manifests itself in many ways in actual classroom practices and processes. Opportunity of time is not merely counting the number of working days but it assesses how effectively time is utilized by the teachers. Opportunity time includes the following :

- Number of days school is open in a year
- Number of teachers in school
- Teacher attendance – monthwise

Learners' evaluation, Monitoring and Supervision

Here monitoring is a process of watching regularly the progress of a programme in order to identify the smoothness and/or problems that are encountered in implementing the major aspects of the programme.

The process of supervision ensures that everything is going on smoothly in the system. It is a connection between monitoring and goal realization.

Evaluation is a comprehensive process covering a wide spectrum. It analyses the status of the classroom processes on one hand and looks upon the quality improvement of the school system on the other hand.

And then the participants are grouped into five. They prepared various questions regarding the above topic and then discussed with the experts of most of the DIET interacted with the experts N.Sakthi, Asst. Professor of DTERT clarified various doubts regarding Tamil Nadu School Curriculum.

Afternoon Session (2 pm – 5pm)

Enhancing School Quality through community involvement and teacher preparation

Objectives

After studying this module you will be able to

- Plan for establishing a healthy school community linkage
- Describe the importance of teacher preparation
- Establish and nurture a healthy school community linkage

Plan for establishing a healthy School Community Linkage

Will establishing a school community linkage help to improve the quality of your school ? You are aware of the factors that influence the quality of a school. Quality of a school is dynamic variable. It depends on innumerable tangible and non-tangible variables, all of which can be considered as factors that influence the dynamic variable.

Describe the importance of Teacher Preparation

Each one of the teacher activities enumerated in the previous sub-section requires application of a large number of skills backed by a sound body of technical knowledge. None of these are likely to be present in any individual unless he/she has acquired it by putting forth conscious effect.

Establish and nurture a healthy School Community Linkage

Since YOU and YOUR TEAM have already formulated a strategy, all that needs to be done at this stage is to implement it.

- Execute the strategy decided by you
- Organize the first meeting of the community

And then the participants discussed with themselves. They prepared various questions regarding the above topic and then discussed with the experts most of the DIET interacted with the experts. Dr.Veerappan, Coordinator of this programme clarified many doubts in a simple and effective manner. The participants felt that this training was very useful to School Education. Finally, the participants evaluated the Training with the help of Questionnaire given by RIE. Mr.A.Ramesh, Lecturer and Mr.A.Selvakumar, Lecturer expressed their grateful thinks to the HM, RIE experts and Directors.

ANNEXURE 4

Schools Participated (HMs)

1. Chennai

Sl. No.	School Name	Place	District
1.	S.Ganapathy Iyer Girls High School	Gopalapuram	CH-86
2.	Corporation High School	Chintadripet	CH-6
3.	Corporation High School	Mettupalyam	CH-12
4.	Corporation Girls High School	Triplicane	CH-5
5.	Government High School	B.R.Colony	CH-39
6.	Government High School	Villivakkam	CH-19
7.	Government High School	GKM Colony	CH-88
8.	Ebenezer High School	Perambur	CH-11
9.	Nirmal High School	Ayanavaram	CH-23
10.	P.T.Missia High School		CH-3
11.	Govt. Muslim High School (Boys)	Broadway	CH-1
12.	Govindu Naicker Secondary School	187, NSC Bose Road	CH-1
13.	Corporation High School	Mylapore	CH-4
14.	Corporation High School	Appasamy St.	CH-21
15.	C.A.S.D.P.V.Rao High School	R.A.Puram	CH-28
16.	Railway Colony High School	Ayanavaram	CH-23
17.	Govt. Muslim Girls High School	Amman Kovil St.	CH-108
18.	Corporation Urdu High School	Old Washermanpet	CH-21
19.	N.K.T. National Boys High School	Triplicane	CH-5

2. Coimbatore

Sl. No.	Name of the Participant	Name of the School	Place
1.	V Bhanumathi	G.H.School	Somanduraichittur, Pollachi
2.	N Muthurathinam	VRT G G H School	Annamalai, Pollachi
3.	N Vijayalakshmi	G H School	Rottikadai Valparai
4.	K S Nirupama	G H School	Ramanathapuram, Pollachi
5.	M Lakshmi	G H School	Kattampathi, Pollachi
6.	K Ramaraj	G G H School	Kottur, Pollachi
7.	P Thirumalaiswamy	G H School	Kanjampathi, Pollachi
8.	D Vasudevan	G H School	Diwansapudur, Pollachi
9.	V Natarajan	G H School	Puliampatti
10.	B M K Ramasami	G H School	Malaiyandripattinam, Udumalpet
11.	M Soundappan	Narayanaswamy G H School	Periavalavadi, Udumalpet
12.	G Ramachandran	G H School	Sivasakthi Colony, Udumalpet
13.	J Sulaiman Basheer Ahmed	G H School	V.Velur, Udumalpet
14.	M.Ponmusamy	G.H.School	Gudimangalam
15.	V.P.Annapurani	T.S.A.G.H.School	Kattampathi
16.	S.Ratnam	G.H.School	Ponne Goundenpudur
17.	G.S.Mallika	G.G.H.School	Avinashi
18.	S.Malathi	G.H.School	Sulthanpet
19.	N Kalaiselvi	G H School	Samigoundarpalayam
20.	G Santhamani	G H School	Sanjerimalaiyadipalayam
21.	P Gandhimathi	G H School	Rasipalayam
22.	A Thamil Selvi	E.A.B.G.H.School	Thenponmudi
23.	V Jothi	G. High School	Kalangal, Suler
24.	V Ramarathnam	G H School	Edayapalayam
25.	S Shanmugam	G H School	Ackkanaika palayam
26.	M Mohan	G H School	S Pungampalayam
27.	M Leethial	G H School	Sundapalayam

28.	P Ruckmani	G H School	Pichanur
29.	K Sarojini	G H School	Sennanur
30.	T Rajendiran	G H School	Idigarai
31.	I Murugan	G H School	Narasipuram
32.	R Dharmalingam	G H School	Matharayapuram

3. Cuddalore

Sl. No.	School Name	Place
1.	Government High School	Mazhavaraya Nallur
2.	Government High School	Periyakattupalayam
3.	Government High School	Poongunam
4.	Government High School	Andarmullipallam
5.	Sri Ramalingar High School	Subramaniapuram
6.	Government High School	Gavarapattu
7.	Government Girls High School	Venugopalapuram
8.	Government High School	Krishnapuram
9.	Government High School	Kammapuram
10.	Government High School	Kandarakkotai
11.	Government High School	Kudieruppu
12.	Government High School	Killai
13.	Government High School	Samiarpettai
14.	Government High School	Oraiyur
15.	Government High School	Mangalore
16.	Government High School	Pelandurai
17.	Government High School	Kaludur
18.	Government Girls High School	Mangalampettai
19.	Government High School	Periakuppam
20.	Government High School	Varakalpattu
21.	Government High School	Kattiyankuppam
22.	Government High School	Venkadampettai
23.	Government High School	Karunguzhi
24.	Government High School	Badrakottai
25.	Government High School	Karaikadu

26.	Government Girls High School	Tholudur
27.	Government High School	Anguchettipalayam
28.	Government High School	Kanjankollai
29.	Government High School	Palur
30.	Government High School	Melpattampakkam
31.	Government High School	Manja Kollai
32.	Government High School	Mamangalam
33.	Government High School	Keerapalayam
34.	Government High School	Karupperi

4. Dharmapuri

Sl. No.	School Name	Place
1.	Government High School	Kamalapuram
2.	Government High School	M. Oddapatti
3.	Government High School	Belarahalli
4.	Government High School	Thippampatti
5.	Government High School	Irumathur
6.	Government High School	Helepnam-Pennagaram
7.	Government High School	Dharmapuri
8.	Government High School	Kalappampadi
9.	Government High School	Errappatti
10.	Government High School	Ootamalai
11.	Government High School	Dodanakkapatty
12.	Government High School	Mittanoolahalli
13.	Government High School	Kottayur
14.	Government High School	Kadagathur
15.	Government High School	Mekkanampatti
16.	Government High School	Puddireddipatti
17.	Government High School	T.Ganigorahalli
18.	Government Girls High School	Panjapalli
19.	Government High School	Jakka Samudram
20.	Government High School	Molyonoor
21.	Government High School	Kannipatti

22.	Government High School	Erra baiyanahalli
23.	Government High School	K.N.Halli
24.	Government High School	V.Muthampatti
25.	Government High School	Navalai
26.	Government Girls High School	Bandarahalli

5. Dindigul

Sl. No.	School Name	Place
1.	Government High School	Agaram
2.	Government High School	K.Pudukottai
3.	Municipal High School	Dindigul
4.	Government High School	Old Batlagundu
5.	Loyola High School	Hanumanthayarankottai
6.	Infant Jesus High School	Maravapatty
7.	M.E. Girls High School	Devathur
8.	J.R.C. Higher Secondary School	Kothayam
9.	Government High School	Sullerumbu
10.	Government High School	Ayyalur
11.	Government High School	Kasukuruchi
12.	Government High School	Vathipatti
13.	Government High School	Vadamadurai
14.	Government High School	Mattuparai
15.	N M High School	Thandigudi
16.	A P V Government High School	Alagapuri
17.	Government High School	Sekkapatti
18.	Government Girls High School	Devanaikanpatti
19.	Government High School	Vilpatty
20.	Government High School	Puliampatty
21.	Government High School	Narasingapuram
22.	Hari P.C.Nainar Mohammed Oriental Arabic High School	Dindigul
23.	Government High School	Dharumathupatty
24.	Government High School	Konur

25.	Government High School	Pappampatty
26.	Government Girls High School	Anmayanayakanur
27.	Government High School	Ayakudi
28.	Government High School	Thoppampatty
29.	C.G.M. Hr. Sec. School	Korikadavu
30.	Government High School	Sitharevu
31.	Govt. girls High School	Kannivadi
32.	Government High School	Porulur
33.	Government High School	Karisalpatty

6. Erode

Sl. No. Name and Address of the Headmaster

1. P Rajeshwari
Govt. High School, Mugashipudur
2. M Kavitha
Govt.High School, T.N.Palayam
3. K Thirumoorthi
Govt.High School, P.Karattupalayam
4. L.Easwari
Govt.High School, Kuppichipalayam
5. M.Innasimuthu
St.Sebastian's High School, Nagalur
6. A.Juliet Arockiamary Margaret
R.C.High School, Valipalayam
7. Chinnasamy K
Govt.High School, Kullampalayam
8. M Periya Sami
Govt.High School, Vellottamparappu
9. R.Chinnasamy
Govt.High School, Nanjaithalaiyur
10. P.K.Nagasundaram
Govt.High School, Thindal
11. J Natarajan
Govt.High School, Suriappampalayam
12. S.Venkatalakshmi
Govt.High School, Ingur
13. M K Kasthuri
G G High School, Chithode
14. K Muthugopal
Govt.High School, Alangiam
15. R Natarajan
Govt.High School, Salaipudur

16. P Padmavathi
Govt.High School, Saravanapuram, Pallagoundampalayam
17. S Kirubaani Venmalardevi
Govt.High School, Kumulankutti
18. S Shanmugasundaram
Govt.High School. N.C.Valsu
19. K.Chandral
Govt.High School. Selampalayam
20. M.Kannan, B.T.Asst.
Govt.High School, Nanjampalayam
21. R Sivagamasundari, HM
S S V Girls High School, Kodumudi
22. S Sampath Kumar
N R K N High Schoo, Kunnathur
23. V Kamaleswari
Govt.High School, Minnapalayam
24. A Rasammal
Govt.High School, Thalavaipattinam
25. K Velusamy
Govt.High School, Sankarandampalayam
26. S Swaminathan
Govt.High School, Nagapalayam
27. S Dakshinamurthi
Govt.High School, Sesaianpalayam
28. S Usharani
Govt.High School, Kurumpalayam
29. Thiyagarajan G
Govt.High School, Nerinjipettai

7. Kanchipuram

Sl. No.	Name of the Participant	Name of the School	Place
1.	R Vijaya	HM, Government High School	Perungalathur
2.	M Jayammal	HM, Government High School	Kundrathur (Girls)
3.	A Meenakshi Sundaram	HM, Government High School	Otteri Extension
4.	C Palaneswari	HM, Government High School	Anjur
5.	G Chitradevi	HM, Government High School	Kayarambedu
6.	G Vasugi	HM, Government High School	Vayalur
7.	S Rani	A HM, Model Girls High School	Kanchipuram
8.	K Sundari	HM, Government High School	Vedanthangal

9.	K Padmini	HM, Government High School	Mannivakkam
10.	C Saroja	HM, Government High School	Puthirankottai
11.	A Kalaiselvi	HM, Government High School	Vengampakkam
12.	K Sivakami	HM, Government High School	Iyyappanthangal
13.	Puline Chandira Vedamani	HM, Government High School	Moovarasampattu
14.	Smt O Shanmugam	HM, Government High School	Okkiyam Thuraipakkam
15.	S Chithra	HM, Government High School	Paiyanoor
16.	R S Dhanasekaran	HM, Government High School	Mangadu
17.	N Sanjeevi	HM, Government High School	Tiruvadur
18.	U Jaganathan	HM, Government High School	Veeranamkunnam
19.	R Venkataraman	HM, Government High School	Morappakkam
20.	K Govindarajan	HM, Government High School	Puzhuthivakkam
21.	A Karunakaran	HM, Government High School	Thirumudivakkam
22.	G Chezian	HM, Government High School	Kunnangulathur
23.	G Vecrapandian	HM, Government High School	Medavakkam
24.	A Arunavadivelu	HM, Government High School	Zamin Endathur
25.	S Balraj	HM, Government High School	Vadakkupattu
26.	M Kumarappan	HM, Government High School	Thiruppulivanam
27.	P M Thiyagarajan	HM, Government High School	Vennankupattu
28.	S Nesabanthu	HM, Government High School	Kelambakkam
29.	R Dhanapal	HM, Government High School	Kattupakkam
30.	M Thanikachalam	HM, Government High School	Sithandi Mandabam
31.	K Ganesamurthi	HM, Government High School	Sooradimangalam
32.	B Radhikrishnan	HM, Government High School	Pullalur
33.	M G Pandurangan	HM, Government High School	Sevilimedu

34.	M Thangamani	HM, Government High School	East Thambaram
35.	Smt Chithra	HM, Government High School (Girls)	Kelambakkam

8. Kanyakumari District

1. C W High School, Thadikkarankonam
2. Government High School, Villunnikonam
3. Government High School, Kumarapuram
4. Government High School, Thiruvattar
5. Concordia Lutheran High School, Kalparapottai
6. Government High School, Parvathypuram
7. Government High School, Kanjiracode
8. Government High School, Ponmanai
9. Government High School, Irulappapuram
10. St. Joseph's Girls High School, Azhagappapuram
11. Home Church Government High School, Nagercoil
12. Government High School, Elappavilai
13. St. Aloysius High School, Karankadu
14. Government High School, Aral Perumalpuram
15. Government High School, Venibanoor
16. Government High School, Eathamozhi
17. Government High School, Thengamputhoor
18. Government High School, Marayapuram
19. Government High School, Eraviputhoor
20. Government High School, Kulasekarapuram
21. Government High School, Puthoor
22. Government High School, Nallor
23. Government High School, Ananthapuram
24. Little Flower High School, Manakudy
25. Government High School, Parakkai
26. Government High School, Elanthayadivilai
27. St. Antony's High School, Kappukad
28. Mary Immaculate High School, Kanyakumari
29. Concordia High School, Nagercoil
30. St. Mary's High School, Kesavanputhenthurai

9. Karur

Sl. No.	School Name	Place
1.	Government High School	Sanappuratti, Karur
2.	MPL Kumaran High School	Karur
3.	Government High School	Soundhirapuram
4.	ADW High School	Chinnamanayakkanpatti
5.	Government High School	Karvazhi
6.	Government High School	Neidhalur
7.	Government High School	Kattalai
8.	Government High School	Nachalur
9.	Government High School	Palaviduthi
10.	Government High School	Keelaveliyur
11.	Government High School	Vengampatti
12.	Government High School	Thennilai
13.	Government High School	Inungur
14.	N N R High School	Nangararam
15.	Govt. Girls High School	Velliyana
16.	Govt ADW High School	Kottamedu
17.	Government High School	Elavanur
18.	Annai Indira Memorial High School	Lalapat
19.	Government High School	Pallapalayam
20.	Government High School	Kurumbapatti
21.	Govt. ADW High School	Thelungapatti
22.	Government High School	Renganatham Pettai
23.	Government High School	Koyampalli
24.	Government High School	Sengulam
25.	Government High School	Periyakulathupalayam
26.	Government High School	K.P.Thallaipatti
27.	Government High School	Ayyarmalai
28.	Govt. Girls High School	Vangal
29.	Govt. Girls High Schools	Aravakuruchi
30.	Government High School	Mettu Thirukkampuliyur
31.	Government High School	Kovilur

10. Krishnagiri

Sl. No.	School Name	Place
1.	Government High School	Athimugam
2.	Government High School	Chinnamelupalli
3.	Government High School	Halesebam
4.	Government High School	Mallapodi
5.	Government High School	Thally
6.	Government High School	Velampatti
7.	Government High School	Moranahalli
8.	Government High School	Melkottai
9.	Government High School	Nallur
10.	Government High School	Balathotamahalli
11.	Government High School	Devasapalli
12.	Government High School	Konappatti
13.	Government High School	Athipadi
14.	Government High School	Mittapalli
15.	Government High School	Upparapatti
16.	Government High School	Mittapally
17.	Government High School	Uthanapalli
18.	Government High School	Chikkapoovattu
19.	Government High School	Nerigam
20.	Government High School	Emakkal Nathan
21.	Government High School	Kunnathur
22.	Government High School	Vennampalli
23.	Government High School	Mathigiri
24.	Government High School	K Poosarippalli

11. Madurai

1. K Jayaprakash, HM, Govt. High School, Achampatti
2. S Jothijeyamala, HM, Govt. High School, Ammappatti
3. K Mahalakshmi, HM, Govt. A.D.W. High School, Achampatti
4. A Kasthuri Bai, HM, Govt. Girls High School, Karungalakuli

5. J Nilini Gnanalatha, HM, Govt. Girls High School, Kottampatti
6. R Mariammal, HM, Govt. High School, Sökkampatti
7. B Nagarathinam, HM, Manimegalai Corporation Girls High School, Madurai
8. C Vasantha Kakilam HM, Govt. High School, Kolimangalam
9. S Vimala, HM, Govt. High School, Mettur
10. K Prince Jesupatham, HM, Govt. High School, Madurai
11. O Ramachandran, HM, Govt. High School, Thambai patti
12. M Lilly Pushpam, HM, Corporation Girls High School, South Gate, Madurai
13. R Mangayarselvi, HM, Manimalai Alingalar Boys High School,
Chinnakkadai, Madurai
14. T Umaiyal Parvathi, HM, Kambar Corporation High School,
Subramaniapuram, Madurai
15. S Meenambal, HM, Thiruvalluvar Mahal Corporation Boys High School,
Madurai
16. M Ramalakshmi, HM, N.M.S.M. Corporation Girls High School, Estate
Gate, Madurai
17. R Srimathi, HM, Corporation Umarupulavar High School, Periyapalam,
Madurai
18. G Chandrasekaran, HM, Corporation High School, Sundararajapuram,
Madurai
19. G Sankaranarayan, HM, Govt. High School, Madurai
20. K Subbaraj, HM, Govt, High School, T. Kunnathur, Madurai
21. K Vasantha, HM, Govt. High School, Vellaiyampatti
22. N.S.Kubendran, HM, Govt. High School, Chuctalingapuram
23. P boologa Indravijayam, HM, Govt. High School, Thaniamangalam
24. D Hepziba Beula Punitha, HM, Govt. High School, T.Kallupatti
25. U Panchi, HM, Govt. High School, Villur, Madurai
26. T Thangavelu, HM, Govt. High School, Kadupatti
27. S Govindammal, HM, Govt. Girls High School, Elumalai
28. A Roselino Mary Selvan, HM, Govt. High School, Veeraperumalpuram
29. R Nirmala Santha Kumari, HM, Govt. High School, Mangalampatti
30. M Ashokan, HM, Govt. Kallar High School, Ayyappandianayakarpathi.

12. Nagapattinam

1. R Ganesan, Govt. High School, Pushpavanam
2. T Vedaiyan, Govt. High School, Kathiripulam
3. Kamala, Govt. High School, Thopputhurai
4. T Gangatharan, Govt. High School, Kurukkatti
5. K Mahalingam, Govt. High School, Thalanayar III Sethi
6. S Rajamanikkam, Govt. High School, Thanikottagam
7. K Jayabalan, Govt. High School, Chanbdrabadi
8. S Rajkumar, Govt. High School Muttam
9. R Rajamanickam, Govt. High School, Vettaikaraniruppu
10. G Ganesan, Govt. High School, Puducheri
11. G Rajendran, Govt. High School, Vadakku Poigai Nallur
12. M Banumathi, Govt. High School, Ganapathipuram
13. C Saraswathi, Anjuvattathamman High School (G), Kilvelur
14. R Puvaneswari, Natarajan Damayanthi High School, Nagapattinam
15. G Vanaja, Govt. High School, Anathandavapuram
16. G Devendran, Govt. High School, Akkur (G)
17. S Kamalakkannan, Govt. High School, Kiliyanur
18. G Murugesan, Govt. High School, Keelaperumpallam
19. R Ganesan, Govt. High School, Kuttalam (G)
20. M Mohamed Faruk, Govt. High School, Tirumangalam
21. S Ganapathi, Govt. High School, Thiruvavaduthurai
22. M Paneerselvam, Govt. High School, Therilandur
23. T Sivaraman, Govt. High School, Thulasendirapuram
24. S Mani, Govt. High School, Perampur
25. S Antony Samy, Govt. High School, Manalmedu (G)
26. R Thiyagarajan, Govt. High School, Moovalur
27. A Irudhayaraj, Govt. High School, Srikandapuram
28. M Bose, Govt. High School, Korkai
29. V Natanasekar, Govt. High School, Konayampattinam
30. R Natarajan, Govt. High School, Tirunagari
31. P Rajendran, Govt. High School, Achalpuram
32. T Jayaraman, M V High School, Mathirivelur
33. N Vaitheeswaran, KSO High School, Manganallur

34. S Jeevan Mary, St.Teresa (G) High School, Tranqubar
 35. S.M.Victoria Maharani, St.Antony's High School, Mayiladuthurai

13. Namakkal

Sl. No.	Name	School	Place
1.	D Devarajan	Government High School	Kavakarapatty
2.	R Arivarasan	Government High School	Ariyur, Kolli Hills
3.	P S Selvasekaran	Government High School	Kottapalayam
4.	N Thangavelu	Government High School	N Pudupatti
5.	N Thirumalai	Government High School	Konur
6.	T M Thangaraj	Government High School	Pathur
7.	A Natarajan	Government High School	Thannerpandalpalayam
8.	M Kandasamy	Government High School	Kabilarmalai
9.	S C Palanivelu	Government High School	Udayarpalayam
10.	K Rangasamy	Government High School	Pavithrapudur
11.	S Ponnusamy	Government High School	Thottipatty
12.	M Mariappan	Government High School	Alanganatham
13.	V Meenambal	Government High School	Keerampur
14.	K Rajeswari	Government High School	Kondarasampalayam
15.	S Manoranjitham	Government High School	Pavithram
16.	M Chandra	Government High School	Kullanaickenpatti
17.	M Vasantha	Government High School	Fort, Namakkal
18.	A Parvatham	Government High School	O Sowdapuram
19.	S Poongothai	Government High School	Pappampalayam
20.	V Bhuvanewari	Government High School	Ninnakkal
21.	A Guru Rohini	Government High School	Marurpatti
22.	K Saroja	Government High School	Pachal
23.	M Rajan	Government High School	Paramathi
24.	R Kuppusamy	Government High School	K Kolandapalayam
25.	P K Sankara Vadivelu	Government High School	Paundamangalam
26.	M Murugesam	Government High School	Ramapuram

27.	S Kulandaivel	Government High School	Kondalam
28.	P Thilagavathi		Veppadai
29.	R K Ganesan	Government High School	Thimmanaickanpatti
30.	R Subramanian	Government High School	Thaligai
31.	M Rangasamy	Government High School	Kallupalayam
32.	M Natarajan	Government High School	Anangur
33.	K Saradhamani	Bharathi High School	Reddipatti

14. Nilgiris

1. Government High School, Thoothurmattam
2. Government High School, Naduvattam
3. Government Girls High School, Hubathalai
4. Government High School, Aravenu
5. C.S.I. CMM High School, Ooty
6. Government Girls High School, Manjoor
7. Government High School, Mullimalai
8. Government High School, Ekoni
9. Government High School, Ebbanad
10. HPF High School, Ooty
11. Govt. High School, Chinnacoonoor
12. Govt. High School, Milidhane
13. Sri Shanthivijai Girls Hr Sec. School, Ooty
14. Little Flower High School, Selas
15. Govt. High School, Nelakottai
16. Fatima Girls Hr Sec. School, Gudalur
17. Sri Shanthivijai Girls Hr Sec School, Coonoor
18. C.S.I. High School, Nonsuch
19. St. Michael's High School, Kethi
20. Sacred Heart Hr. sec. School, Bandishola
21. St. Thomas Higher Secondary School, M.T.Nagar
22. Govt. High School, Ambalavayal
23. Govt. High School, Bikkatti
24. Govt. High School, Kannerimukku

15. Perambalur

Sl. No.	Name of the School	Place
1.	Government High School	Siruvalur
2.	Government High School	Nayaganaipriyal
3.	Government High School	Kodukkur
4.	Government High School	Rayapuram
5.	Government High School	Kovilur
6.	Government High School	Gumamangalam
7.	Government High School	Keelaperambalur
8.	Government High School	Palinganatham
9.	Government High School	Kuruvadi
10.	Government High School	Keelakulathur
11.	Government High School	Alambadi
12.	Government High School	Pasumbalur
13.	Government High School	Chathiramanai
14.	Government High School	T Kalathur
15.	Government High School	Keelaiyur
16.	Government High School	Kunnan
17.	Government High School	Senguthapuram
18.	Government High School	Ezhumoor
19.	Government High School	Thondamandurai
20.	Government High School	K Ambappur
21.	Government High School	Karaikurichy
22.	Government High School	Udayanatham
23.	Government High School	Meensurutti
24.	Government High School	T Keelaveli
25.	Government High School	J Suthamalli
26.	Government High School	Kuvagam
27.	Government High School	Kolathur
28.	Government High School	Alagapuram
29.	Government High School	Venmankondan
30.	Government High School	Olaiyur

- | | | |
|-----|------------------------|---------------|
| 31. | Government High School | Mullukkurichi |
| 32. | Government High School | Vengalam |
| 33. | Government High School | Periyakurichi |
| 34. | Government High School | Nakkasalem |

16. Pudukottai

Sl. No.	Name of the School	Place
1.	Government High School	Okkur
2.	Government High School	Kulamangalam South
3.	Government High School	Perungudy
4.	Government High School	Arayappatty
5.	Government High School	Ellaippatty
6.	Govt. Girls High School	Thirumayam
7.	Government High School	Senthangudi
8.	Government High School	Kulamangalam North
9.	Government High School	Keelakkurichi
10.	Govt. Girls High School	Viralimalai
11.	Govt. Girls High School	Illuppur
12.	Government High School	Uppliakudi
13.	Government High School	Chidambaraviduthi
14.	Government High School	Mannavelampatty
15.	Government High School	Sembattur
16.	Government High School	Sathyamangalam
17.	Government High School	Athani
18.	Government High School	Arasarkulam
19.	Government High School	Gandhinagar
20.	Government High School	Alavayal
21.	Govt. Girls High School	Arimalam
22.	Government High School	Vadavalam
23.	Govt. Girls High School	Thirugokarnam
24.	Government High School	Maruthanthalai
25.	Government High School	Kallur
26.	Government High School	Pathamboor

- | | | |
|-----|---------------------------------|----------------|
| 27. | Government High School | Lambalakkudi |
| 28. | Ranee's Govt. Girls High School | Pudukkottai |
| 29. | Government High School | Pullanviduthi |
| 30. | Government High School | Perialoor East |
| 31. | Government High School | Melur |

17. Ramnad

1. Govt. High School, Kamankottai
2. Govt. High School, Keelathooval
3. Govt. High School, Thinaikulam
4. Govt. High School, Thoruvalur
5. Govt. High School, Kakkoor
6. Govt. High School, Appanur
7. Govt. Girls High School, Mandapam
8. Govt. High School, Thiruppullani
9. Govt. High School, Mandalamanikam
10. Govt. High School, Kulathur
11. Govt. High School, Pammanendal
12. Govt. High School, Alanganoor
13. Govt. High School, S.Siruvayal
14. Govt. Girls High School, Thiruvadanan
15. Govt. High School, Rettaiyoorasu
16. Rowther Sahib High School, Theriruveli
17. Alankara Matha High School, Paramakudy
18. Gouwra High School, Kamuthi
19. Amala Annai High School, Karankadu
20. Iqbal High School, Kamuthi
21. Sethu Manikam High School, Melaseethai
22. Columbu Alim Memorial High School, Ramnad
23. Arabi Oliyullah High School, Pudhuvalasai
24. Nadar Mahajana Sanga High School, Methalodai

18. Salem

1. K Maniammal, HM, Govt. High School, Gajjalnaickenpatty, Salem Dist.
2. A Parimala, HM, Govt. High School, Neikkapatti
3. A Parimala Valli, HM, Govt. High School, Chinnaseeragapadi
4. S Saraswathi, HM, Govt. High School, Veerapandi
5. R Athayee, HM, Govt. High School, Gopalapuram Post
6. R Muthusamy, HM, Govt. High School, Atagalur PO
7. A Thangavel, HM, Govt. High School, Paithur
8. C R Arumugam, HM, Govt. High School, Dadapuram
9. P P Krishnan, HM, Govt. High School, Kajanaickenpatti
10. S A Balasubramaniam, Govt. High School, Chettipatti
11. P Pachaiammal, Govt. High School, Deviyakurichi Post, Attur
12. S V Mohan Babu, Govt. High School, Murungapatti
13. S Vijaykrishnan, Govt. High School, Seshanchavadi
14. K Periasami, HM, Govt. High School, Kullampatti
15. P Elango, HM, Govt. High School, Ulipuram
16. G Mohan, HM, Govt. High School, Vedugatham patti
17. A Adhan, Govt. High school, Achanguttupatti
18. A Ramalingam, Govt. High School, Panaimadai
19. C Muthusamy, Govt. High School, Amarakundhi
20. T Arumugam, HM, Periyakrishnapuram
21. P Hepzibah Selvarani Ranjithavalli, Govt. High school, Periya Vadagampatti

19. Sivagangai

Sl. No.	Name of the School	Place
1.	Government High School	Kattukudipatti
2.	Government High School	Kottaiyeruppu
3.	Government High School	Kattanipatti
4.	Government High School	Kannangudi
5.	Government High School	Muthupattinam Karaikudi
6.	Government High School	Kalloorani
7.	Government High School	Chinnakannanur

8.	Government High School	Padamathur
9.	Government High School	Puzhuthipatti
10.	Government High School	Manalur
11.	Government High School	Valasapatti
12.	Government High School	Sembanur
13.	Government High School	Poovanthi
14.	Government High School	Thirumanjisolai
15.	Government High School	Andakudi Mithravayal
16.	Government High School	Silukkapatti
17.	Government High School	Periyakottai
18.	Government High School	Kurungakottai
19.	Government High School	Mallakkottai
20.	Government Girls High School	Ilayankudi
21.	Government Girls High School	Poolankurichi
22.	Government High School	Paganeri
23.	Government High School	M Soorakudi
24.	Government High School	Alavakkottai
25.	Government High School	Milaganoor
26.	Government High School	Sithalur
27.	Government High School	Keelakandani
28.	Government High School	Allinagaram
29.	Government High School	Iuppakkudi
30.	Government High School	Kollangudi
31.	Government High School	Periyakarai

20. Thanjavur, Aduthurai, Thanjavur Dist

Sl. No.	Name of the Participant	Name of the School	Place
1.	M Sathia Moorthy, HM	Govt. High School	Solapuram
2.	V Gunasekaran, HM	Govt. High School	Kasanadupudur
3.	D Arumugam, HM	Govt. High School	Mallipattinam
4.	M.Abdul Vahab, HM	Govt. High School	Kazhugupulikkadu
5.	K Kathiresan, HM	Govt. High School	Thuvarankuruchi

6.	S Gnanapurees, HM	Govt. High School	Sundaraperumal Koil
7.	V S Ganesan, HM	Govt. High School	Sathur
8.	R Kaliamoorthy, HM	Govt. High School	Kakkaraj
9.	K Kannan, HM	Govt. High School	Poovathur
10.	V Palanivelu, HM	Govt. High School	Thirumangalakottai
11.	N Marimuthu, HM	Govt. High School	Pinnaiyur
12.	S Vedamurthy, HM	Govt. High School	Pudukkottai, Ullur
13.	A Sundararaju, HM	Govt. High School	Enathi
14.	A Manivasagam, HM	Govt. High School	Thirukkattupalli
15.	A Abdul Rahim, HM	Govt. High School	Thanjavur
16.	K Subramanian, HM	Govt. High School	Anaikkarai
17.	G Chandramouli, HM	Govt. High School	Ponnappur
18.	K Sridharan, HM	Govt. High School	Kilamangalam
19.	N Siragnanori	Govt. High School	Varagur
20.	N Palinimanickam, HM	Govt. High School	Budalur
21.	A Mahendren, HM	Govt. High School	Moothakkurichi
22.	S. Packialakshmi	Govt. High School	Kannanthangudi
23.	S Manorama	Govt. High School	Thirupurabiam
24.	P Shanmugavalli,	Govt. High School	Neivasal
25.	V Kalavathi	Govt. High School	Mathur West
26.	M Gandhimathi	Govt. High School	Orathanadu
27.	N Selvaraj	Govt. High School	Thiruvaiyaru
28.	T Krishnamoorthy	Govt. High School	Pattukattai
29.	S Shahul Hameed	Govt. High School	Kannanthagudimelaiyur

21. Theni

1. S Krishnaswamy, Govt. High School, Manthichunai 625 579
2. K Narayanasamy, Kamma Dharma High School, Govinda Nagaram
3. K Rajamohan, Sri A L V Govt. High School, C.Pudupatti
4. T.Kalimuthu, Govt. High School, Thummakkundu
5. S Ramachandran, Govt. High School, Melasinthalaichery
6. S Pachaiyappan, Govt. High School, G.Usilampatti
7. S.P.Sugumar Doss, Govt. Kallar School, Badrakalipuram 625582
8. P Nandagopal, Govt. High School, Bomminaickanpatti

9. N Chinnathevan, Govt. High School, Shanmugasundarapuram
10. T.A. Thangavel, Hindu High School, Sakkampatti
11. S.Murugan, Govt. High School, Melachokkanathapuram, Bodinaickanur
12. A.Nagaraju, Govt. High School, Asaripatti
13. P.Paramaraj, Govt. High School, Gullapuram
14. P.Rajendran, Govt. High School, Anuppapatti
15. R Venkatagiri, Govt. High School, Ramakrishnapuram
16. B Jeyaraj, Govt. High School, Erasakkanayakkanur
17. S Tamil Selvi, Govt. High School, Kothapatti
18. R Saraswathy, Govt. High School, T.Kallippatti
19. D.Arulnanda Rajeswari, Govt. High School, Palacombai
20. K Rani, S.R.M.High School, Lakshminayakkanpatti
21. R.Athinarayanan, Govt. High School, Pulikuthi
22. A Ramar, Govt. High School, U.Ammapatti
23. S.T.Palanichamy, SMPM High School, Cumbum
24. R.Venkatasamy, Govt. High School, Sankarapuram
25. S.Ganesh, Govt. High School, Genguvarpatti
26. K.Thangaraj, Govt. High School, Tamaraikulam
27. P.Panneer Selvam, Govt. High School, Highways
28. A.R.Murugan, N.A.K.M.High School, Theni
29. N.Sivaji, Govt. High School, Seepalakottai
30. S.Rajamani, Mohamad Fathima Girls High School, Uthamapalayam
31. K.Parvathy, Govt. High School, Kondamanayakkanpatti
32. Francis, R.C.High School, Theni
33. K.Jeya Meena Devi, Govt. High School, Vaikkalparrai

22. Thiruvannamalai

1. Govt. High School, Ammapalayam 606 704
2. Govt. High School, Agrapalayam 632 314
3. Govt. High School, Melsolankupam
4. Govt. High School, Andampallam 606 804
5. Govt. High School, Mashar 606 702
6. Govt. High School, Kuppam 632 311
7. Govt. High School, Sengunam 606 803

8. Govt. High School, Avattavadi 606 709
9. Govt. High School, Mekkalore
10. Govt. High School, Evaiyur
11. Govt. High School, Karapattu 606 705
12. Govt. Girls High School, Devikapuram 606 902
13. Govt. High School, Velanandhal 606 755
14. Govt. High School, Sevoor 632 302
15. Govt. High School, Gudalur, Polur Taluk
16. Govt. High School, Mullandiram 632 512
17. Govt. High School, Melnagar 632 315
18. Govt. Girls High School, Vettavalam 606 754
19. Govt. Girls High School, Kilpannathur 604 601
20. Govt. High School, Irumbedu 632 317
21. Govt. High School, Anapathur 604 401
22. Govt. High School, Korukkathur 632 318
23. Govt. High School, Melseeshamangalam 604 504
24. Govt. High School, Nedumbirai 604 407
25. Govt. High School, Palli 604 407, Chayyar Taluk
26. Govt. High School, Thiruvothur, Cheyyar Taluk 604 407
27. Govt. High School, Alliandhal 604 503
28. Govt. High School, Amudur 604 406
29. Govt. High School, Avaniyapuram
30. Govt. High School, Korakkottai, Kulaumandi Post, Vandavasi Taluk
31. Govt. High School, Theyyar
32. Govt. High School, Namathodu 632 313
33. Govt. Girls High School, Kolapalur 632 313
34. Govt. High School, Salukkai 604 408
35. Govt. High School, Vayalur 604 501

23. Thiruvarur

1. Govt. High School, Nedumbalam
2. Govt. High School, Alangudi
3. Govt. High School, Moovanallur
4. Govt. High School, Palaiyur

5. Govt. High School, Manali
6. Govt. High School, Anaikuppam
7. Govt. High School, Vadakavai
8. Govt. Girls High School, Thirumakottai
9. Govt. High School, Thulasendirapuram
10. Govt. High School, Vilakkudi
11. Govt. High School, Kandiramanickkam
12. M.M.High School, Solapandi
13. T.M.High School, Melavasal
14. Govt. High School, Manakkal Ayyampet
15. Govt. High School, Havithwara Mangalam
16. Govt. High School, Rāyapuram
17. Govt. High School, Vadapathi Mangalam
18. Govt. High School, Mazhavarayanallur
19. Govt. High School, Pulivalam
20. Govt. High School, Suranur
21. Govt. High School, Ennakkudi
22. Govt. High School, Kollapuram
23. Govt. High School, Alivalam
24. Govt. High School, Kankodutha Vanitham
25. Govt. High School, Perambur
26. Govt. High School, Eravancherri
27. Govt. High School, Kattur
28. Govt. High School, Sevangulam
29. The Vadamattam High School, Vadamattam
30. Govt. High School, Pallavanatham
31. Govt. High School, Govindakudi
32. Govt. High School, Kodikkal Palayam
33. Govt. High School, Mananthangudi Ayyampet

24. **Thoothukudi**
 1. Govt. High School, Thoothukudi
 2. Govt. High School, Mukkani, Thoothukudi Dist. 628 151
 3. Govt. High School, Anavaradhanallur, Thoothukudi

4. Govt. High School, Kurukkuchalai
5. Govt. High School, Parivillikottai
6. Govt. High School, Killankinaru
7. Govt. High School, Shencottai
8. Govt. High School, Ariyanayakipuram
9. P.V.K.S. Govt. High School, Sennamareddipatti
10. Govt. High School, Kalampatti
11. Govt. High School, Vemboor
12. Govt. High School, Sivakalai
13. K.T.K.High School, Muthaihpuram
14. St.Mary's High School, Katchanavilai
15. H.G.K. High School, Thangamalpuram
16. Senguthar High School, Kadalaur
17. Hindu Nadar High School, N.Vedepatti
18. Hindu Nadar High School, Pudur
19. S.K.K.Hindu High School, Nagalapuram

25. Tirunelveli

1. Govt. High School, Suthamalli
2. Govt. High School, Sayamalai
3. Govt. High School, Vinaitheerthanpatti
4. Govt. High School, Dhalapathi Samudram
5. Govt. High School, Samugarengapuram
6. Govt. High School, Kattalaikudiyiruppu
7. Govt. High School, Manimuthar
8. Govt. High School, Ooremelagian
9. Govt. High School, Kavalkinaru
10. Gurusankar Govt. High School, Munanjipatti
11. Govt. High School, Panpolil
12. Govt. High School, Neduvayal Achanpethur
13. Govt. High School, Palamadai
14. Govt. High School, Nettur
15. Barathiar Corporation High School, Tirunelveli Town
16. Govt. Girls High School, Cheranmahadevi

17. Govt. High School, Madan Pillai Tharmam
18. Govt. Girls High School, Nanguneri
19. Quid-e-Milleth Corporation High School, Melapalayam
20. Govt. High School, Sivalaperi
21. Govt. High School, Vadakarai
22. Govt. High School, Palavoor

26. Tiruvallore

1. P Subramanian, Govt. Girls High School, R.K.Pet
2. T Sampath Kumar, Govt. High School, Nellimaratham kottaligai
3. A.N.Gnanagurusamy, Govt. High School, Arampakkam
4. V Subramania Reddy, Govt. High School, Meyyur
5. M Manickavasagam, Govt. High School, Seethancheri
6. P Priyadharshini, Govt. Girls High School, Athimanjeripet
7. M Dhanushkodi, Govt. High School, Arungakulam
8. K Natesan, Govt. Girls High School, Padirvedu Matharpakkam
9. R Radhakrishnan, Govt. High School, Arcot Kuppam
10. S M Bhuvaneshwaran, Govt. High School, Vengal
11. P Radha, Govt. High School, Pattarai Perumpudur
12. S Balavairavanathan, Govt. High School, Annai Sivagami Nagar
13. S Rukmani, Govt. High School, Alapakkam
14. S Megalaline, Arumai Thayammal, Govt. Girls High School, Tiruvottiyur
15. K Chandrasekar, Govt. Girls High School, Gummidipoondi
16. N Poppaiah, Govt. High School, A.N.Kandigai
17. S.Larson, Govt. High School, Vidhaiyur
18. N Shanmuga Lakshmi, Govt. High School, Nazarethpet
19. R K Padhma, Govt. High School, Alamadhi
20. V Rukmani, Govt. Girls High School, Keezhmanampedu
21. D Thillaiyammal, Govt. Girls High School, Manavalanagar
22. C Nagarajan, Govt. High School, Senneerkuppam
23. M Natarajan, Govt. High School, Melnallathur
24. G V Subramaniyan, Govt. High School, Pammadukulam
25. K Paramanatham, Govt. High School, Palavakkam
26. B A Malathi, Govt. High School, Mugappair West

27. K Megala, Govt. High School, Manali New Town Phase I
28. B Kesavulu Naidu, Govt. High School, Pallipet

27. Trichy

1. Govt. High School, Kallagam
2. Govt. High School, Valadi
3. Govt. High School, Sirugalappur
4. Govt. High School, Nagar
5. Govt. High School, Perahambi
6. Govt. High School, Sobanapuram
7. Govt. High School, Karathampatti
8. Govt. Girls High School, Thuvankurichy
9. Govt. High School, Oottathur
10. Govt. High School, Woraiyur
11. Govt. High School, Thinnanur
12. Govt. High School, Ommandur
13. Govt. High School, Siruganoor
14. Govt. High School, Pappapatti
15. Govt. High School, Serugudi
16. Govt. High School, Amoor
17. Govt. High School, Vadakku Sithambur
18. Govt. High School, Valaiyur
19. Govt. High School, Alaganai
20. Corporation High School, Trichy – 8
21. Govt. High School, Thalakudi
22. Govt. High School, Peruvalanallur
23. Govt. High School, Malvoi
24. Govt. High School, Poongudi

28. Vellore

1. D Chandrasekaran, Govt. High School,, Thorampet
2. P Lakshmi, Govt. High School, Melmoil
3. K M Subramaniam, Govt. High School, Agragaram
4. A N Raajani Devi, Govt. High School, Vellore

5. V K Jayachandran, T M K V Govt. Girls High School, Kangeyanathur
6. G Venkatesan, Govt. High School, Brammapuram
7. M Purushothaman, Govt. High School, Melmanavoor
8. C Kadirvelu
9. A B Mohanan, AA Govt. High School, Dhamaraipakkam
10. K Ponmudi, Govt. High School, Chandrapuram
11. V Velu, Govt. High School, Mecheri
12. N Padmanaban, Govt. High School, Sipcot
13. N Padmanaban, Govt. High School, Esaiyanur
14. P Beulah Sarojini Bai, Govt. High School, Thathiveddipalli
15. A Chakravarthi, Govt. High School, Erthangal
16. R Chinnadurai, Govt. High School, Pulliyankannur
17. A Thirunavukkarasu, Govt. High School, Melakuppam
18. J Jayaprakash, Govt. Girls High School, Pomai
19. K S Lakshmi Narayan, S.D. Govt. High School, Thirupparkadal
20. G Rajeswari, Govt. High School, Kammavampettai
21. M P Ganesan, Govt. High School, Andiyappanur
22. R Saravanan, Govt. High School, Gonavattam
23. K Boopathi, Govt. High School, Agilam
24. T K Dhevan, Govt. High School, Ramaraichapet
25. G Narayanaswamy
26. D Manogaram, Govt. High School, Kothur
27. M Tharabai, Govt. High School, Rendadi
28. H Jalalkhan, GB High School, Sholinghur
29. T Sampath, Govt. High School, Gurisamudram
30. D Ranganathan, Govt. High School, Valayathur
31. P V Janarthanan, Govt. High School, Chettithangal

29. Virudunagar

1. D Dhanalakshmi, Govt. High School, Alagianallor
2. M Joy Ebinesar Getsie, Govt. High School, Vellur
3. R Pandarasamy, Govt. High School, Nalli
4. R K Rajiv, Govt. High School, Nallamanaicherpatti
5. V Bhagyaveeraiah, Govt. High School, Thonugal

6. N Dhanalakshmi, Govt. High School, Vadamalai kurichi
7. V Jeyalakshmi, Govt. High School, Srivilliputtur
8. S Umadevi, Govt. High School, Pillaiyarnatham
9. S Subbalakshmi, Govt. High School, Thiyagarayapuram
10. S Vasantha, Govt. High School, A Mukkulam
11. V Santhi, Govt. High School, Pillaiyurkulam
12. K Kottaimalai Perumal, Govt. High School, Mamsapuram
13. P Muniandi, Govt. High School, P. Pudupatti
14. V Subbalakshmi, Govt. High School, Poolangal
15. G Kalavalli, Govt. High School, Kovilangulam
16. P Thamilarasi, Govt. High School, Vellaiyapuram
17. A Fatima Mary, Govt. High School, Aviyur
18. M Seenivasan, Govt. High School, Chatiraputti
19. V Ayyachamy, Govt. High School, Mustaleurichi
20. K P Kanda Samy, Govt. High School, Salai moraikulam
21. S Ranesan, Govt. High School, Vijaya karisal kulam
22. S Krishna murthy, Govt. High School, Thailapuram
23. M Rajamani, Govt. High School, Sivalingapuram
24. V Malliga, Govt. High School, Chettikuruchi
25. D Philumina, Govt. High School, Soolakkarai
26. R Ramachandran, Govt. High School, Iluppaiyur
27. G Gopal, Govt. High School, Chotrareddiapatti
28. S Ganesan, Govt. High School, Uppathur
29. T Rajeswari, Govt. High School, Anaikulam
30. K Jeyakkannu, Govt. High School, Aruppukottai
31. I Ragani Sugirtha Bai, Govt. High School Sivakasi
32. R Pugalenti, Govt. High School, Chokkanathanputhur
33. V Narayanasamy, Govt. High School, Kattanoor.

ஆசிரியர்களுக்கான தரமேம்பாட்டு பயிற்சி

உடுமலை மார்ச் 7: உடுமலை திருமுத்திமலையில் உள்ள மாவட்ட ஆசிரியர் கல்வி மற்றும் பயிற்சி நிறுவனத்தில் உயர்நிலைப்பள்ளி தலைமை ஆசிரியர்களுக்கான தரமேம்பாட்டுப் பயிற்சிகள் சனி, நொயிறு இரண்டு நாட்கள் நடைபெற்றது.

மேசூர் மண்டல கல்வி நிறுவனம் மற்றும் சென்னை ஆசிரியர் கல்வி ஆராய்ச்சி இயக்ககம் ஆகியவை இணைந்து இந்த பயிற்சி முகாமை நடத்தின.

ஆசிரியர் பயிற்சி நிறுவன முதலியை டிரிவுரையானார் க.நடராஜன் ஒருங்கிணைந்து முகாமை நடத்தினார்.

கோவை மாவட்டத்தில் உள்ள

32 தலைமை ஆசிரியர்கள் இதில் கலந்துகொண்டனர்.

இருப்பிட வசதி, குழல், கலைத்திட்டம், சுற்றல் சுற்பித்தல் பொருட்கள், வகுப்பறை, செயல்பாடுகள், தரமேம்பாட்டில் சமுதாயத்தின் பங்கு ஆகிய தலைப்புகளில் கலந்துரையாடல் மற்றும் குழுவினாக்கள் நடைபெற்றது.

மேலும் எஜ்-காட் அமைப்பின் இருவழி ஒளிஒளி காட்சி வடிவில் பயிற்சிகள் நடத்தப்பட்டது.

சென்னை ஆசிரியர் கல்வி ஆராய்ச்சி மற்றும் பயிற்சி இயக்ககத்தின் இணை இயக்குநர் முனைவர் பி.பெருமாள்சாமி பயிற்சி முறைகளை பார்வையில் குழுவினரின் வழங்கினார்.

தலைமை ஆசிரியர்களுக்கு தரமேம்பாட்டு பயிற்சி

உடுமலை திருமுத்தி நகர் ஆசிரியர் நிறுவனத்தில் மார்ச் 7-8 தேதிகளில் நிறுவனம் மற்றும் சென்னை ஆசிரியர் கல்வி ஆராய்ச்சி மற்றும் பயிற்சி இயக்ககம் சார்பில் பயிற்சி நிறுவனம் தலைமை ஆசிரியர்களுக்கு நிறுவன தரமேம்பாட்டு பயிற்சி நடத்தி, கோவை மாவட்டத்தில் உள்ள 32 தலைமை ஆசிரியர்கள் பயிற்சி பெற்றனர்.

எஜ்-காட் அமைப்பின் ஒளி-ஒளி காட்சி முறையில் பயிற்சி வழங்கப்பட்டது. இருப்பிட வசதி, குழல், கலைத்திட்டம், சுற்றல் சுற்பித்தல் பொருள்கள், வகுப்பறை, செயல்பாடுகள், தரமேம்பாட்டில் சமுதாயத்தின் பங்கு ஆகிய தலைப்புகளில் கலந்துரையாடல் மற்றும் குழுவினாக்கள் நடத்தினர். மேலும் எஜ்-காட் அமைப்பின் இருவழி ஒளிஒளி காட்சி வடிவில் பயிற்சி நடத்தப்பட்டது. சென்னை ஆசிரியர் கல்வி ஆராய்ச்சி மற்றும் பயிற்சி இயக்ககத்தின் இயக்குநர் பெருமாள்சாமி வழங்கினார்.

கிளை காலவரியில் தண்ணீர் திருட்டு தடுக்க விவசாயிகள் கோரிக்கை

பொள்ளாச்சி, மார்ச் 6: பொள்ளாச்சியில் உடுமலை தலைமை ஆசிரியர் நிறுவனம் சார்பில் நடைபெற்ற பயிற்சி முறைகளை பார்வையில் கலந்துரையாடல் மற்றும் குழுவினாக்கள் நடத்தினர். மேலும் எஜ்-காட் அமைப்பின் இருவழி ஒளிஒளி காட்சி வடிவில் பயிற்சி நடத்தப்பட்டது. சென்னை ஆசிரியர் கல்வி ஆராய்ச்சி மற்றும் பயிற்சி இயக்ககத்தின் இயக்குநர் பெருமாள்சாமி வழங்கினார்.







